

# PARTS MANUAL

## 00. MAINTENANCE FILTERS KIT



FIGURE	REFERENCE	DENOMINATION	AMOUNT
001	KF.65100RE00	D 250/350/400/450 AHG-AHGA KIT FILTERS	1
001.1	DN000002	FUEL FILTER CARTRIDGE (400h)	1
001.2	MN000027	OIL FILTER, CARTRIDGE	1
001.3	MN000031	AIR FILTER ELEMENT	1
001.4	43.01214.00	FILTER ELEMENT 60X80X318 A	1
001.5	58.01810.00	HIDRAULIC CATRIDGE INTANK	1
001.6	60.20100.00	FILTER ELEMENT	1
002	KM.65400RE00	MAINTENANCE SET 1000H D250AHG/A	1

## 02. ENGINE

### KUBOTA ENGINE

① MOTOR DIESEL 38KW KUBOTA V2403-M-E2B/  
DIESEL ENGINE KUBOTA 38 KW V2403-M-E2B

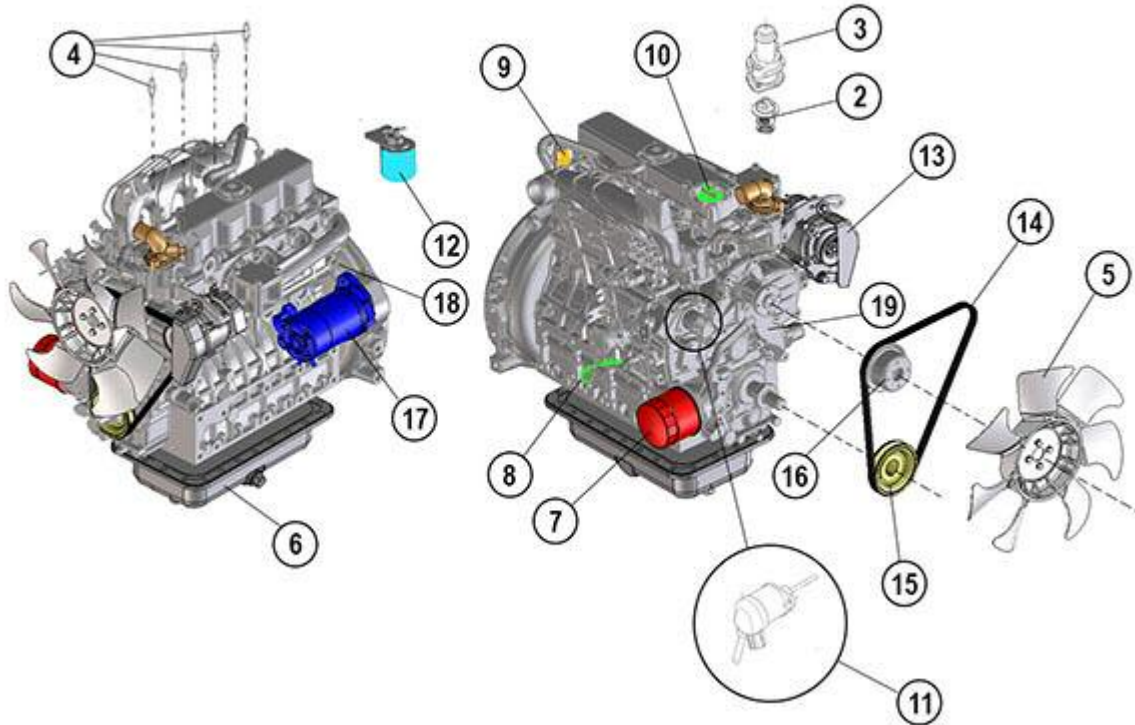


FIGURE	REFERENCE	DENOMINATION	AMOUNT
001	65.02130.01	DIESEL ENGINE 38KW KUBOTA V2403-M-E2B	1
002	KU1A02173012	THERMOSTAT	1
003	KU1669173261	THERMOSTAT COVER	1
004	KU1907765513	GLOW PLUG	4
005	KU1580974112	FAN	1
006	KU1543401615	OIL PAN	1
007	MN000027	OIL FILTER, CARTRIDGE	1
008	KU1G62236413	DIPSTICK	1
009	KU1949883041	SWITCH, TEMPERATURE	1
010	KU1642733140	PLUG, OIL FILLER	1
011	KU1A02160014	SOLENOID STOP	1
012	DN000002	FUEL FILTER CARTRIDGE (400h)	1
013	KU1640464012	ALTERNATOR 50A	1
014	KU1G78097011	V-BELT	1
015	KU1A08574281	PULLEY, FAN DRIVE	1
016	KU1735174253	PULLEY, FAN	1



017	KU1712363016	STARTER	1
018	KU1584139011	SWITCH, OIL PRESSURE	1
019	KU1G73073033	WATER PUMP	1

## 02. ENGINE

### KUBOTA ENGINE

CHASSIS: 61035

- ① MOTOR DIESEL 36.5 W KUBOTA V2403-M-E3B /  
DIESEL ENGINE KUBOTA 36.5 W V2403-M-E3B /

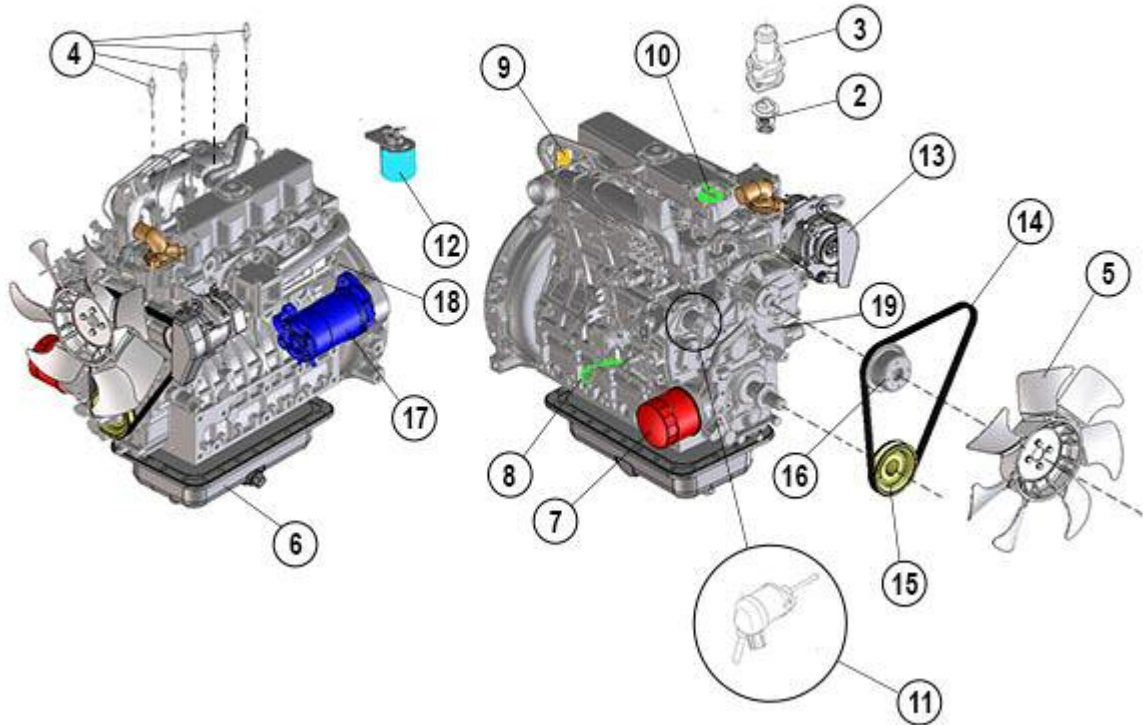


FIGURE	REFERENCE	DENOMINATION	AMOUNT
001	65.02160.00	DIESEL ENGINE 36.5KW KUBOTA V2403-M-E3B	1
002	KU1A02173012	THERMOSTAT	1
003	KU1669173261	THERMOSTAT COVER	1
004	KU1907765513	GLOW PLUG	4
005	KU1580974112	FAN	1
006	KU1543401615	OIL PAN	1
007	MN000027	OIL FILTER, CARTRIDGE	1
008	KU1G62236413	DIPSTICK	1
009	KU1949883041	SWITCH, TEMPERATURE	1
010	KU1642733140	PLUG, OIL FILLER	1
011	KU1A02160015	ASSY SELENOID	1
012	DN000002	FUEL FILTER CARTRIDGE (400h)	1
013	KU1640464012	ALTERNATOR 50A	1
014	KU1G95397010	BELT	1
015	KU1A08574281	PULLEY, FAN DRIVE	1
016	KU1735174253	PULLEY, FAN	1

017	KU1712363016	STARTER	1
018	KU1584139011	SWITCH, OIL PRESSURE	1
019	KU1G73073033	WATER PUMP	1

**COMMENTS**

---

MOD.3727 Sustitución motor Kubota V2403 M (E2) a Kubota V2403 M (E3) para aplicar la normativa de humos TIER III

## 02. ENGINE

### KUBOTA ENGINE

CHASSIS: 70561

- ① MOTOR DIESEL 36.5W KUBOTA V2403-M-E3B (EPA)/  
DIESEL ENGINE KUBOTA 36.5 W V2403-M-E3B (EPA)

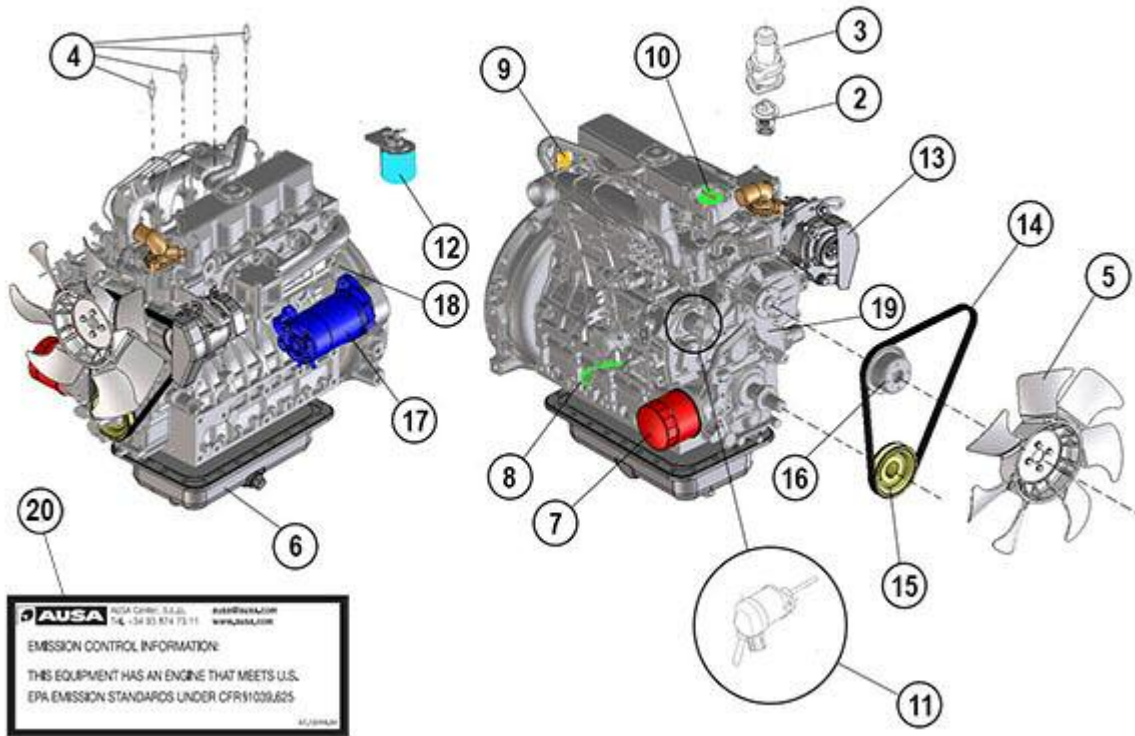


FIGURE	REFERENCE	DENOMINATION	AMOUNT
001	65.02160.01	DIESEL ENGINE KUBOTA 36.5KW V2403-M-E3B EPA	1
002	KU1A02173012	THERMOSTAT	1
003	KU1669173261	THERMOSTAT COVER	1
004	KU1907765513	GLOW PLUG	4
005	KU1580974112	FAN	1
006	KU1543401615	OIL PAN	1
007	MN000027	OIL FILTER, CARTRIDGE	1
008	KU1G62236413	DIPSTICK	1
009	KU1949883041	SWITCH, TEMPERATURE	1
010	KU1642733140	PLUG, OIL FILLER	1
011	KU1A02160015	ASSY SELENOID	1
012	DN000002	FUEL FILTER CARTRIDGE (400h)	1
013	KU1640464012	ALTERNATOR 50A	1
014	KU1G95397010	BELT	1
015	KU1A08574281	PULLEY, FAN DRIVE	1
016	KU1735174253	PULLEY, FAN	1

017	KU1712363016	STARTER	1
018	KU1584139011	SWITCH, OIL PRESSURE	1
019	KU1G73073033	WATER PUMP	1
020	57.12018.00	STICKER 0.3X40X100 EPA	1

**COMMENTS**

---

MOD.5381 Aplicación nuevo motor Kubota sujeto al programa flexible de emisiones de escape en la CE



## 02. ENGINE EXHAUST PIPE

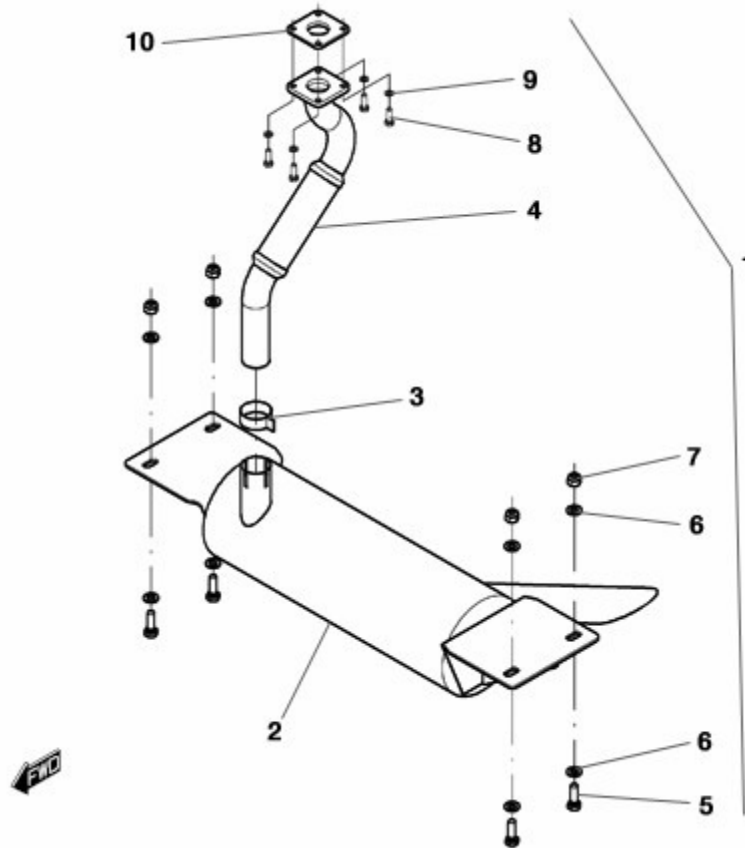


FIGURE	REFERENCE	DENOMINATION	AMOUNT
001	65.02215.00	MUFFLER	1
002	65.02220.00	MUFFLER	1
003	935.51055.66	CLAMP (CH 250)	1
004	65.02219.00	LENGTH	1
005	604.12035.86	SCREW DIN931 M12x35	4
006	101.12000.66	WASHER DIN125 D12	8
007	701.12000.86	NUT	4
008	603.08020.86	SCREW DIN933 M8x20	4
009	104.08000.00	WASHER DIN7980 D8	4
010	KU1732612231	O-RING	1

## 02. ENGINE

### EXHAUST PIPE

CHASSIS: 62950

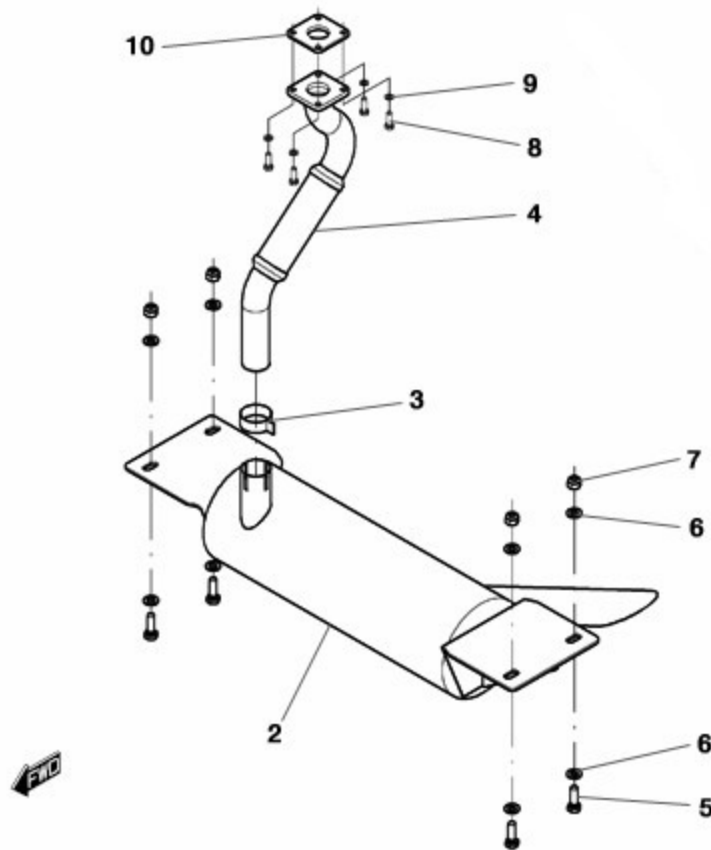


FIGURE	REFERENCE	DENOMINATION	AMOUNT
002	63.02151.00	MUFFLER 1022X228X462	1
003	935.51055.66	CLAMP (CH 250)	1
004	65.02222.00	EXHAUST MANIFOLD	1
005	604.12035.86	SCREW DIN931 M12x35	4
006	101.12000.66	WASHER DIN125 D12	8
007	701.12000.86	NUT	4
008	603.08020.86	SCREW DIN933 M8x20	4
009	104.08000.00	WASHER DIN7980 D8	4
010	KU1732612231	O-RING	1

## 02. ENGINE

### AIR FILTER COMP.

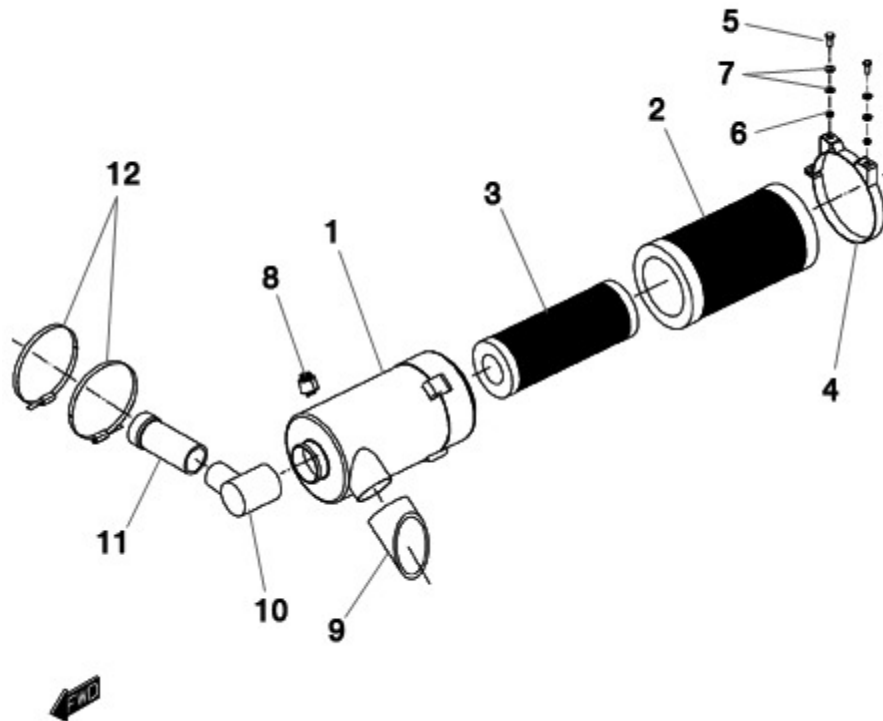


FIGURE	REFERENCE	DENOMINATION	AMOUNT
001	43.01210.00	AIR FILTER	1
002	43.01213.00	FILTER ELEMENT 8X140X320 A	1
003	43.01214.00	FILTER ELEMENT 60X80X318 A	1
004	43.01211.00	CLAMP	1
005	603.08020.86	SCREW DIN933 M8x20	2
006	101.08000.66	WASHER DIN125 D8	4
007	711.08000.66	NUT DIN982 M8	2
008	43.50119.00	AIR FILTER INDICATOR	1
009	65.02301.01	RUBBER HOSE B/P 76x151	1
010	20.02024.00	TUBE MET.	1
011	65.02303.00	RUBBER HOSE B/P 50x56x148	1
012	912.70090.66	CLAMP D70-90	2

## 02. ENGINE

### ACCELERATOR PEDAL

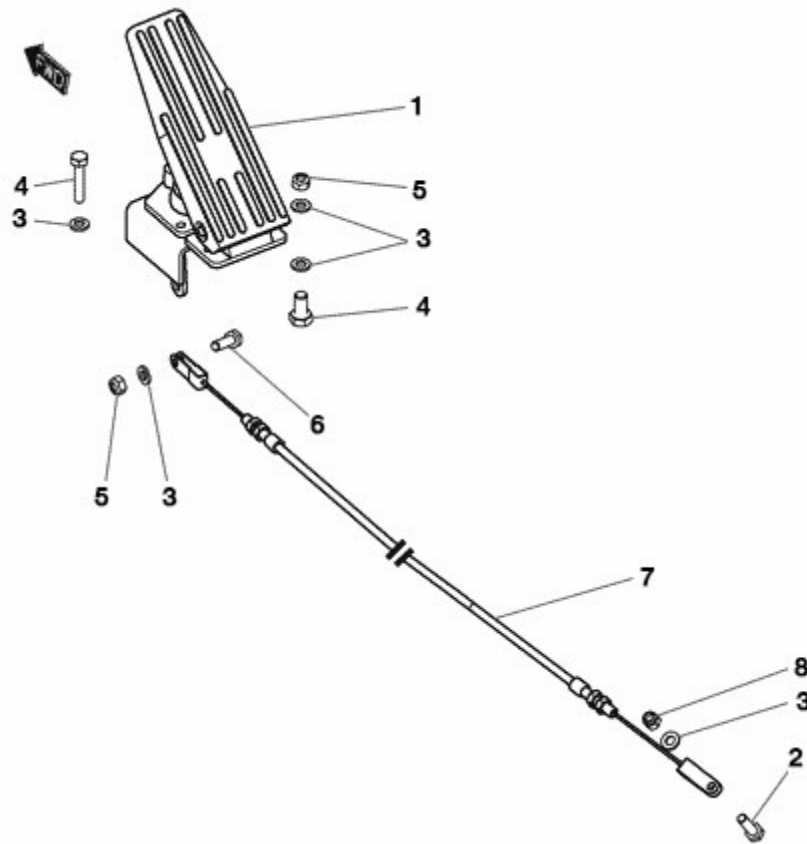


FIGURE	REFERENCE	DENOMINATION	AMOUNT
001	43.70127.00	ACCEL. PEDAL	1
002	603.06020.86	SCREW DIN933 M6x20	1
003	101.06000.66	WASHER DIN125 D6	8
004	603.06025.86	SCREW DIN933 M6x25	4
005	720.06000.66	NUT	3
006	603.06015.86	SCREW DIN933 M6x15	1
007	65.02411.00	ACCELERATOR CABLE 2x1600	1
008	711.06000.66	NUT DIN982 M6	1

## 02. ENGINE

### FUEL TANK

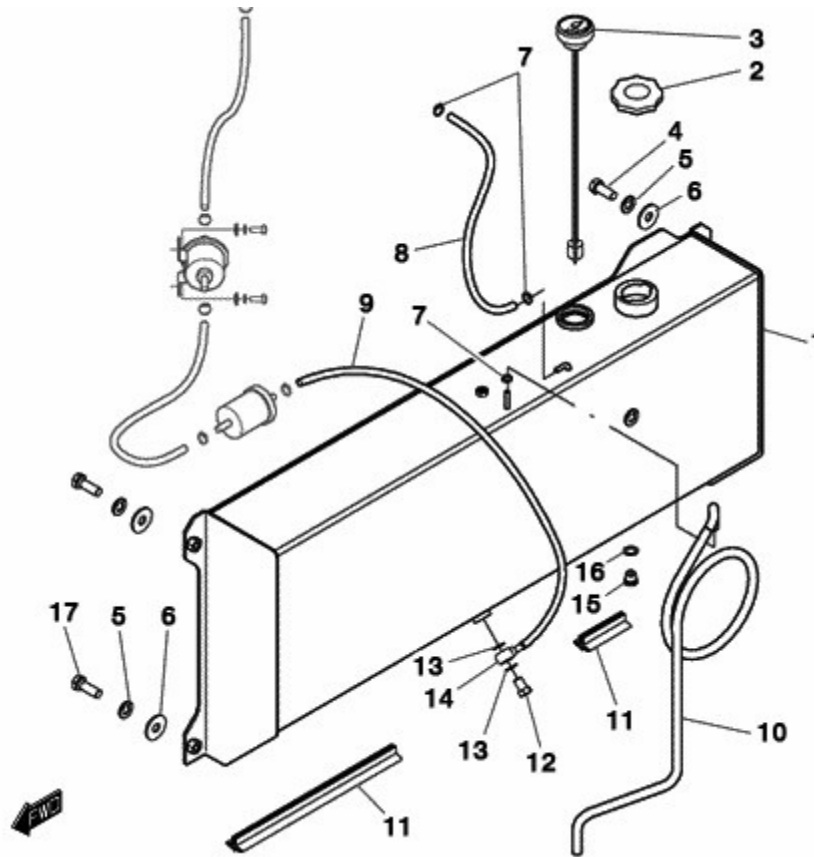


FIGURE	REFERENCE	DENOMINATION	AMOUNT
001	65.02111.00	FUEL TANK	1
002	15.01524.00	TANK CAP	1
003	65.02412.00	LEVEL, NEEDLE FUEL	1
004	604.12030.86	SCREW DIN931	1
005	104.12000.00	WASHER DIN7980 D12	4
006	112.12000.66	WASHER DIN9021 D 12X36	4
007	912.08016.66	CLAMP DIN3017	10
008	469.15009.00	PLASTIC HOSE 6X9	1
009	469.03014.00	HOSE L/P MAT. 8x14	1
010	469.03014.00	HOSE L/P MAT. 8x14	1
011	472.00411.00	RUBBER PROFILE MAT.	2
012	52.00110.00	NIPPLE SCREW SIM.	1
013	28.00341.00	METALLIC GASKET BUNA D1/4	2
014	45.04106.00	NIPPLE O/TB	1
015	10.00921.00	CAP M14X150 DIN908	1
016	107.14000.10	WASHER AL 14x20x1.5	1

017

604.12035.86

SCREW DIN931 M12x35

4

## 02. ENGINE DELIVERY

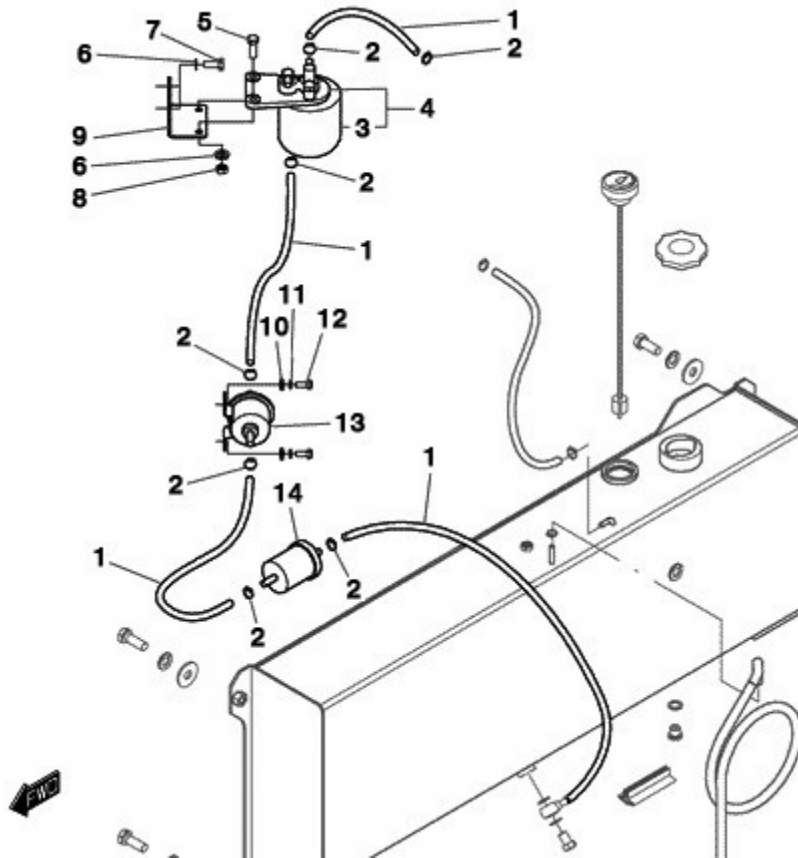


FIGURE	REFERENCE	DENOMINATION	AMOUNT
001	469.03014.00	HOSE L/P MAT. 8x14	1
002	912.08016.66	CLAMP DIN3017	10
003	DN000002	FUEL FILTER CARTRIDGE (400h)	1
004	KU1522443010	DIESEL FILTER + SUPPORT	1
005	603.08025.86	SCREW DIN933 M8x25	2
006	104.08000.00	WASHER DIN7980 D8	4
007	603.08020.86	SCREW DIN933 M8x20	2
008	701.08000.66	NUT DIN934 M8X1,25	2
009	65.02112.00	SUPPORT 70x50x50	1
010	112.06000.66	WASHER DIN9021 D6	2
011	104.06000.00	WASHER DIN7980 D6	2
012	603.06015.86	SCREW DIN933 M6x15	2
013	KURC60151351	FUEL ASSY PUMP	1
014	MN000017	PRE-FILTER, FUEL (200h+50h)	1

## 02. ENGINE

### RADIATOR (PART 1)

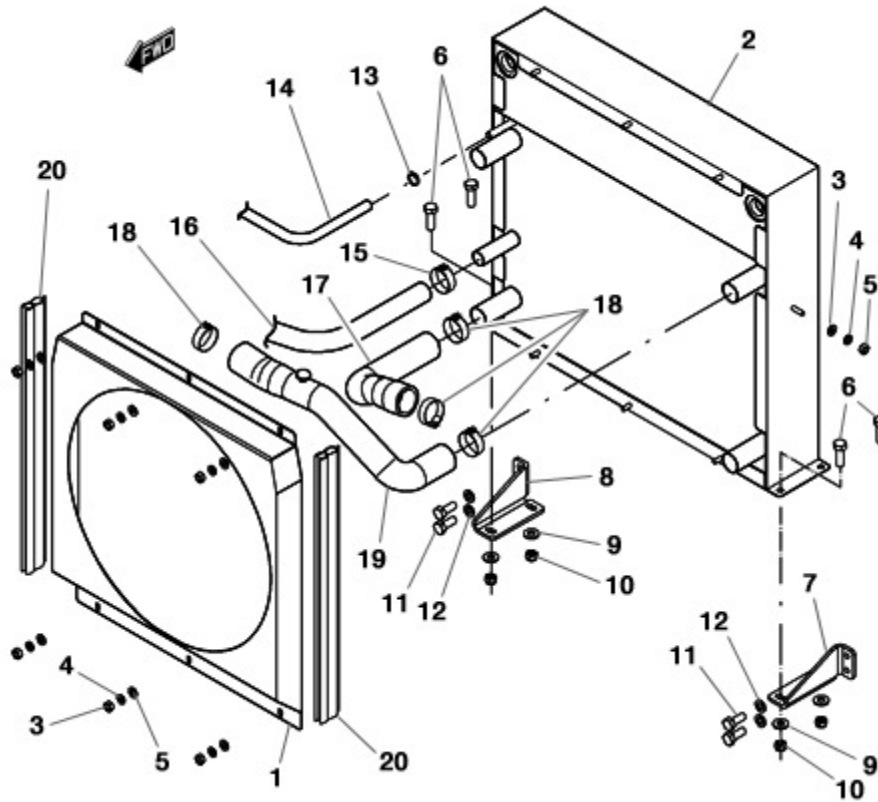


FIGURE	REFERENCE	DENOMINATION	AMOUNT
001	20.02052.00	GUARD RADIATOR	1
002	20.02051.01	RADIATOR	1
003	701.06000.66	NUT DIN934 M6X1	8
004	104.06000.00	WASHER DIN7980 D6	8
005	101.06000.66	WASHER DIN125 D6	8
006	603.08025.86	SCREW DIN933 M8x25	4
007	65.02515.00	SUPPORT 110x60x58	1
008	65.02516.00	SUPPORT 110x60x58	1
009	101.08000.66	WASHER DIN125 D8	4
010	711.08000.66	NUT DIN982 M8	4
011	603.08015.86	SCREW DIN933 M8x15	4
012	104.08000.00	WASHER DIN7980 D8	4
013	912.08016.66	CLAMP DIN3017	1
014	469.01017.00	TUBE MAT.	1
015	912.20032.00	CLAMP	1
016	65.00158.00	RUBBER HOSE B/P 25x35x450	1



017	20.02056.00	HOSE RUBBER B/P	1
018	912.32050.66	CLAMP DIN3017	4

## 02. ENGINE RADIATOR (PART 1)

FIGURE	REFERENCE	DENOMINATION	AMOUNT
019	20.02057.00	HOSE RUBBER B/P (CH 250)	1
020	472.00411.00	RUBBER PROFILE MAT.	2

## 02. ENGINE

### RADIATOR (PART 1)

CHASSIS: 83300

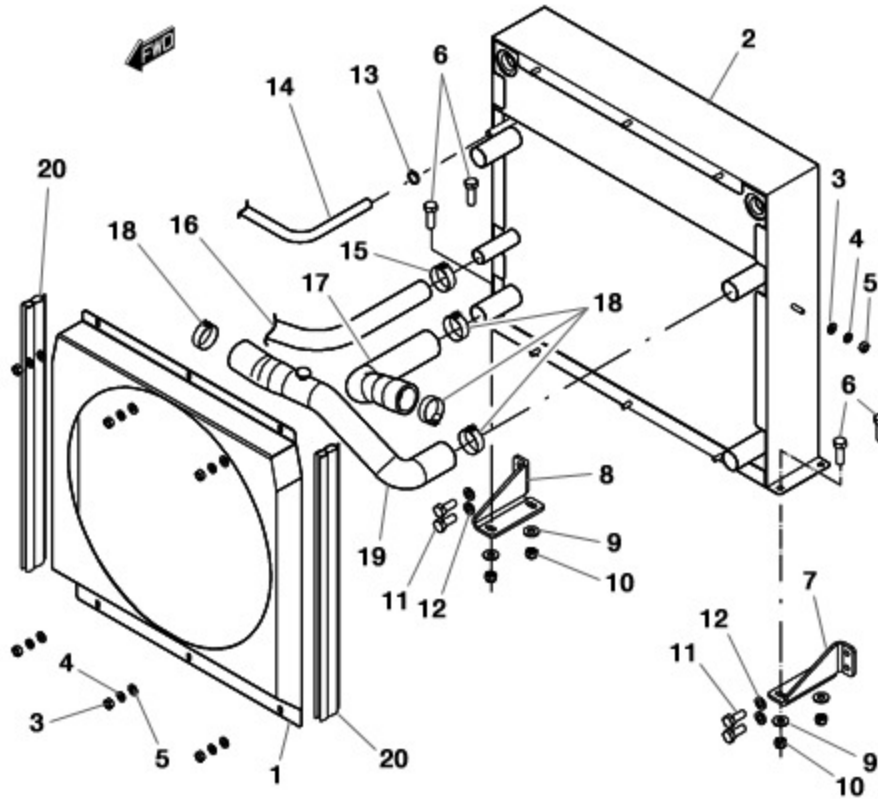


FIGURE	REFERENCE	DENOMINATION	AMOUNT
001	20.02052.00	GUARD RADIATOR	1
002	20.02051.01	RADIATOR	1
003	701.06000.66	NUT DIN934 M6X1	8
004	104.06000.00	WASHER DIN7980 D6	8
005	101.06000.66	WASHER DIN125 D6	8
006	603.08025.86	SCREW DIN933 M8x25	4
007	65.02515.00	SUPPORT 110x60x58	1
008	65.02516.00	SUPPORT 110x60x58	1
009	101.08000.66	WASHER DIN125 D8	4
010	711.08000.66	NUT DIN982 M8	4
011	603.08015.86	SCREW DIN933 M8x15	4
012	104.08000.00	WASHER DIN7980 D8	4
013	912.08016.66	CLAMP DIN3017	1
014	469.01017.00	TUBE MAT.	1
015	912.20032.00	CLAMP	1
016	65.00158.00	RUBBER HOSE B/P 25x35x450	1

017	20.02056.00	HOSE RUBBER B/P	1
018	912.32050.66	CLAMP DIN3017	4
019	65.02522.00	RUBBER TUBE B/P D30XD34	1
020	472.00411.00	RUBBER PROFILE MAT.	2

## 02. ENGINE RADIATOR (PART 2)

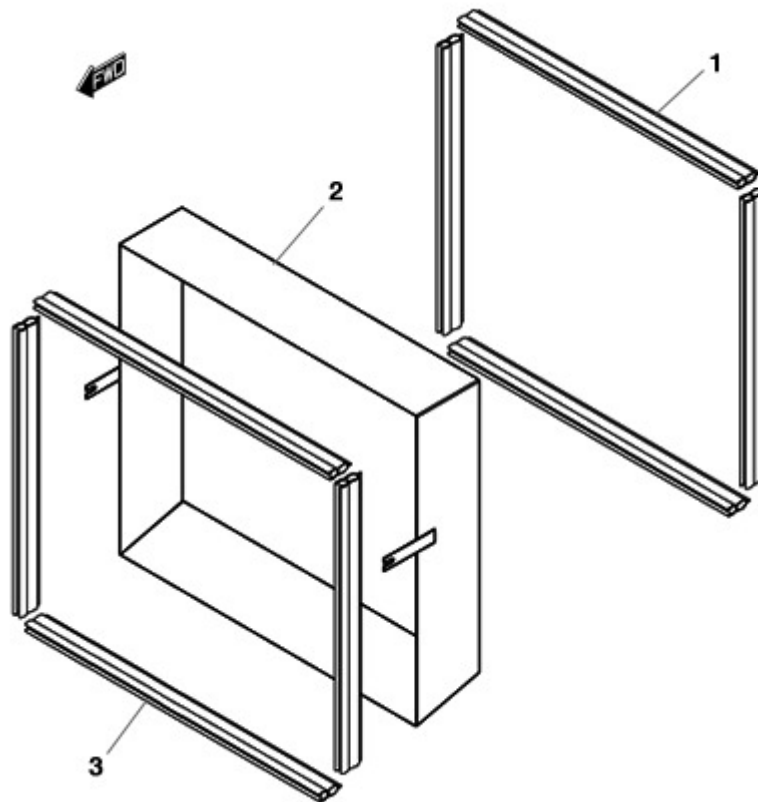


FIGURE	REFERENCE	DENOMINATION	AMOUNT
001	472.00411.00	RUBBER PROFILE MAT.	4
002	65.02518.00	PROTECTOR 540x488x160, RADIATOR	1
003	472.04015.00	RUBBER PROFILE MAT.	4

## 02. ENGINE

### RADIATOR (PART 3)

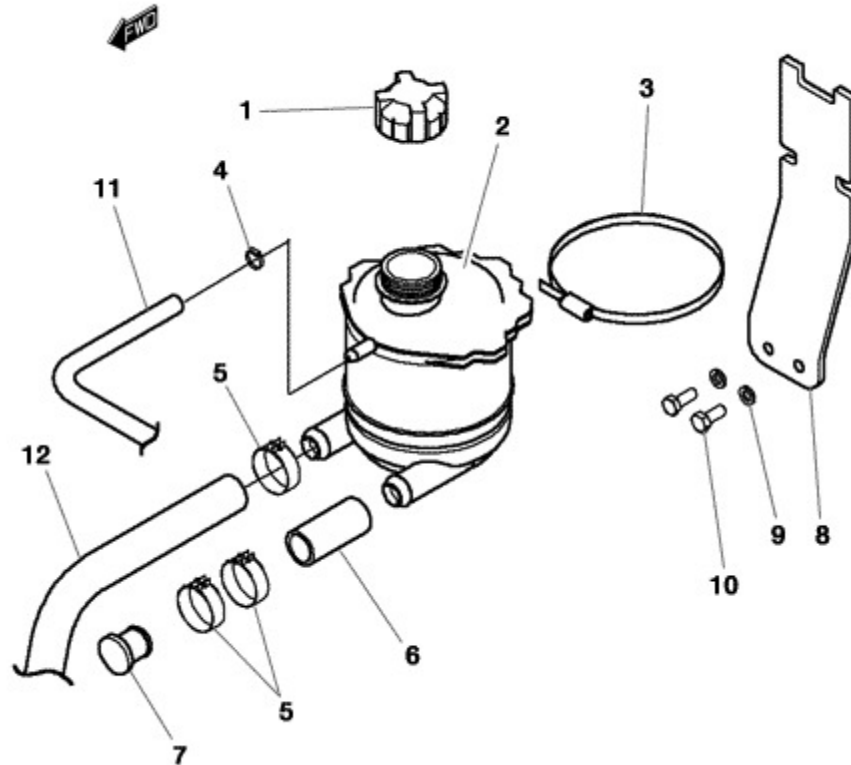


FIGURE	REFERENCE	DENOMINATION	AMOUNT
001	09.00172.00	CAP	1
002	09.00171.00	EXPANSION TANK C / PLUG	1
003	912.12140.66	CLAMP	1
004	912.08016.66	CLAMP DIN3017	1
005	912.20032.00	CLAMP	3
006	09.00246.02	SLEEVE	1
007	09.00246.01	CAP	1
008	65.02512.00	SUPPORT 227x117x108	1
009	104.08000.00	WASHER DIN7980 D8	2
010	603.08015.86	SCREW DIN933 M8x15	2
011	469.01017.00	TUBE MAT.	1
012	65.00158.00	RUBBER HOSE B/P 25x35x450	1

## 02. ENGINE

### ENGINE SUPPORTS

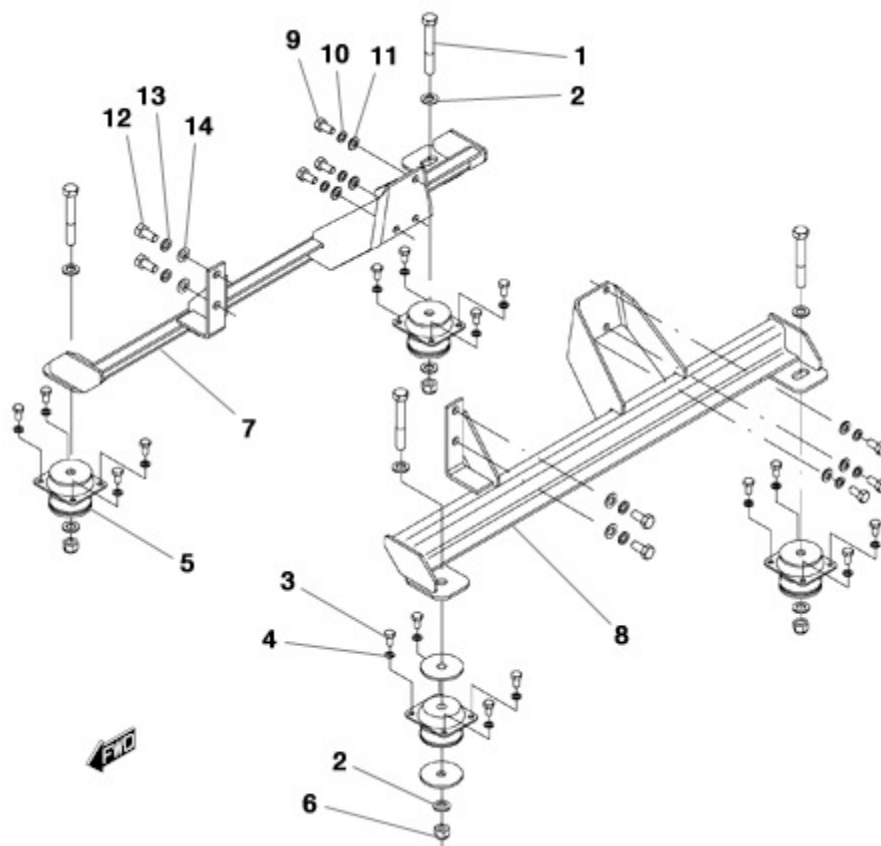


FIGURE	REFERENCE	DENOMINATION	AMOUNT
001	604.16110.86	SCREW DIN931 M16x110	4
002	101.16000.66	WASHER DIN125 D16	8
003	603.10020.86	SCREW DIN933 M10x20	16
004	104.10000.00	WASHER DIN7980 D10	16
005	64.03120.00	SHOCK ABSORBER, 66x92x103	4
006	711.16000.86	NUT DIN982 M16 C8	4
007	65.02122.01	SUPPORT 989x254x247, ENGINE	1
008	65.02123.01	SUPPORT 989x254x247, ENGINE	1
009	617.12025.86	SCREW DIN933	6
010	104.12000.00	WASHER DIN7980 D12	6
011	101.12000.66	WASHER DIN125 D12	6
012	617.14025.86	SCREW DIN931	4
013	104.14000.00	CIR-CLIP EXT. DIN7980	4
014	101.14000.66	WASHER DIN125 D14	4

### 03. TRANSMISSION

#### HYDROSTATIC TRANSMISSION

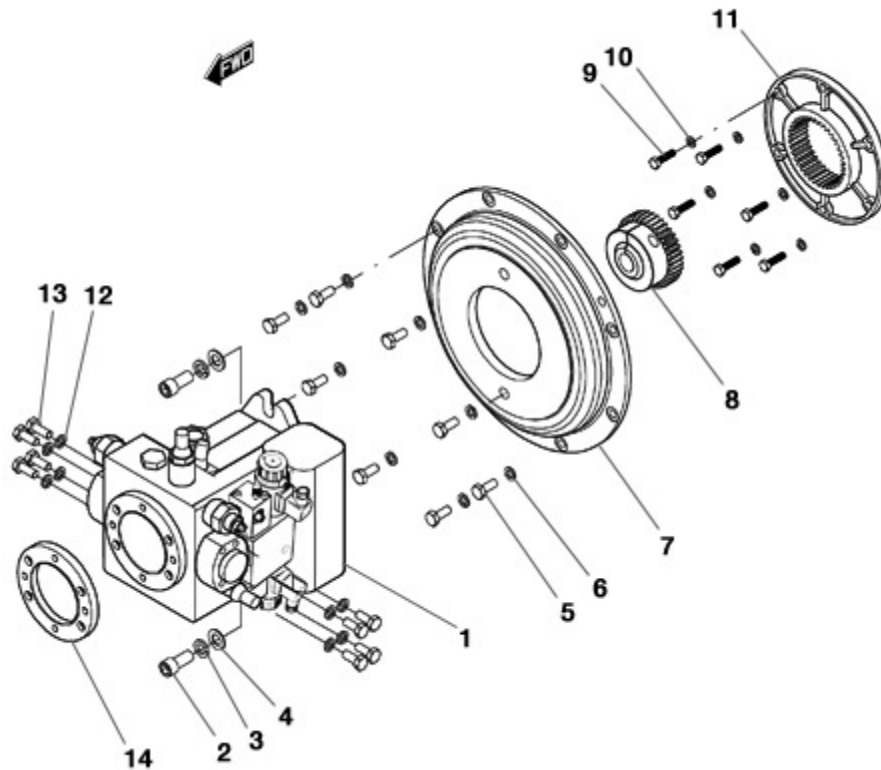


FIGURE	REFERENCE	DENOMINATION	AMOUNT
001	65.03215.00	PUMP 40x181x24,6 A4VG, HYDROSTATIC	1
002	601.14030.86	SCREW DIN912	2
003	104.14000.00	CIR-CLIP EXT. DIN7980	2
004	101.14000.66	WASHER DIN125 D14	2
005	603.10025.86	SCREW DIN933 M10x25	8
006	104.10000.00	WASHER DIN7980 D10	8
007	65.03213.00	PLATE H45 SAE	1
008	65.03216.00	COUPLING	1
009	603.08030.86	SCREW DIN933 M8X30	6
010	104.08000.00	WASHER DIN7980 D8	6
011	65.03214.00	FLY WHEEL ENGINE	1
012	604.10035.86	SCREW DIN931	8
013	104.10000.00	WASHER DIN7980 D10	8
014	65.10112.00	COUPLING DISK	1

### 03. TRANSMISSION

#### HYDROSTATIC TRANSMISSION

CHASSIS: 63006

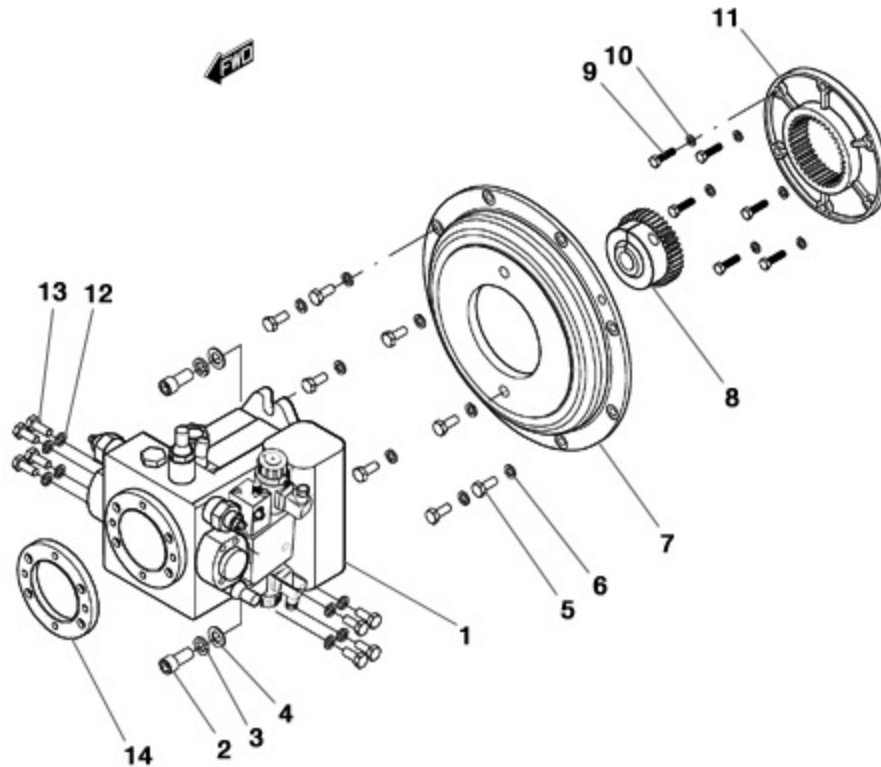


FIGURE	REFERENCE	DENOMINATION	AMOUNT
001	65.03215.00	PUMP 40x181x24,6 A4VG, HYDROSTATIC	1
002	601.14030.86	SCREW DIN912	2
003	104.14000.00	CIR-CLIP EXT. DIN7980	2
004	101.14000.66	WASHER DIN125 D14	2
005	603.10025.86	SCREW DIN933 M10x25	8
006	104.10000.00	WASHER DIN7980 D10	8
007	65.03213.01	ATTACHMENT CIL/CIL	1
008	65.03216.01	ATTACHMENT DEN/DEN	1
009	603.08030.86	SCREW DIN933 M8X30	6
010	104.08000.00	WASHER DIN7980 D8	6
011	65.03214.01	ATTACHMENT CIL/DEN	1
012	604.10035.86	SCREW DIN931	8
013	104.10000.00	WASHER DIN7980 D10	8
014	65.10112.00	COUPLING DISK	1



### 03. TRANSMISSION

#### ENGINE COVER 1

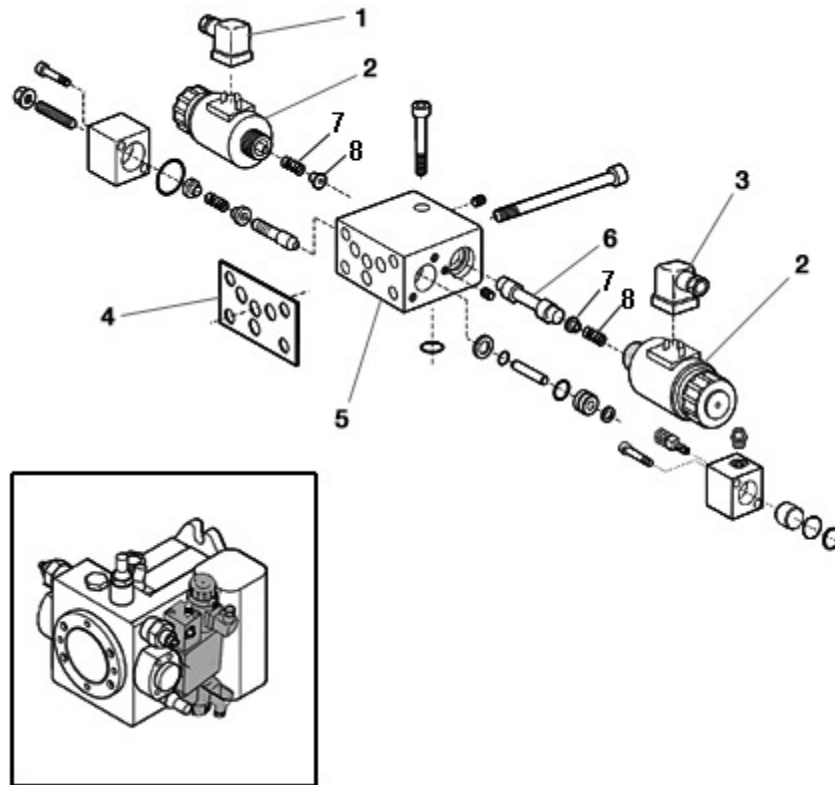


FIGURE	REFERENCE	DENOMINATION	AMOUNT
001	46.11094.00	BLACK PLUG	1
002	RX.30005.00	SPOOL	2
003	RXR902602622	PLUG	1
004	RXR902066611	O-RING	1
005	RXR902040574	CASE, VALVE	1
006	RXR902044859		1
007	RXR909071362	COMPRESSION SPRING	2
008	RXR902040694	SPRING DISK	2

### 03. TRANSMISSION

#### HYDROSTATIC ENGINE

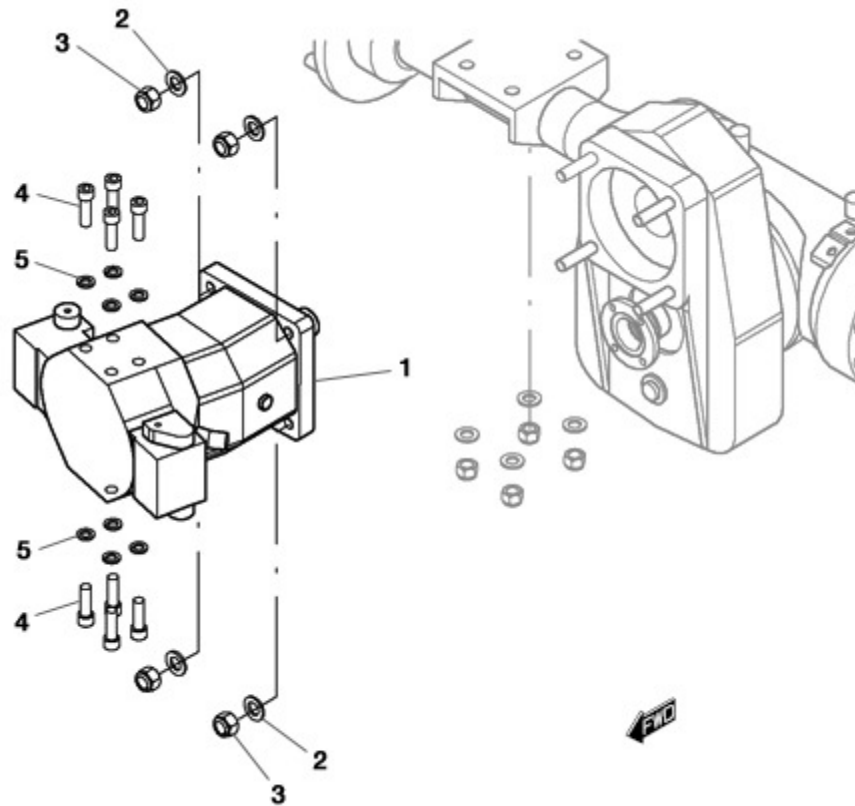


FIGURE	REFERENCE	DENOMINATION	AMOUNT
001	52.01490.04	MOTOR, HYD.	1
002	101.16000.66	WASHER DIN125 D16	4
003	711.16000.66	NUT DIN982 M16 8.8 K	4
004	601.12040.86	SCREW DIN912	8
005	104.12000.00	WASHER DIN7980 D12	8

### 03. TRANSMISSION

#### HYDROSTATIC ENGINE

CHASSIS: 84780

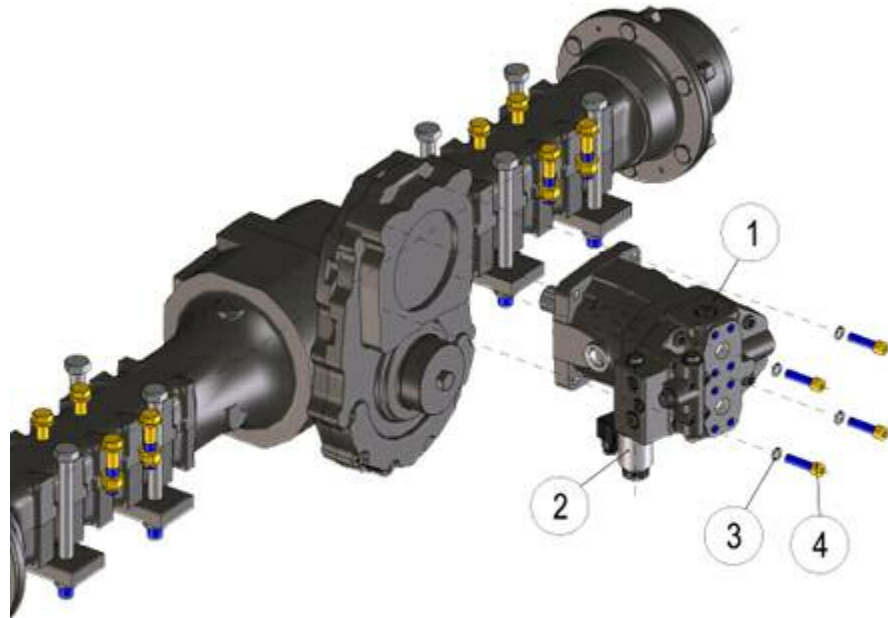


FIGURE	REFERENCE	DENOMINATION	AMOUNT
001	52.01490.05	HYDRAULIC ENGINE REXROTH A6VM SERIE 65 80cc	1
002	RX.30005.00	SPOOL	1
003	104.12000.00	WASHER DIN7980 D12	4
004	601.12045.86	SCREW DIN912	4

### 03. TRANSMISSION CONTROL MEMBER

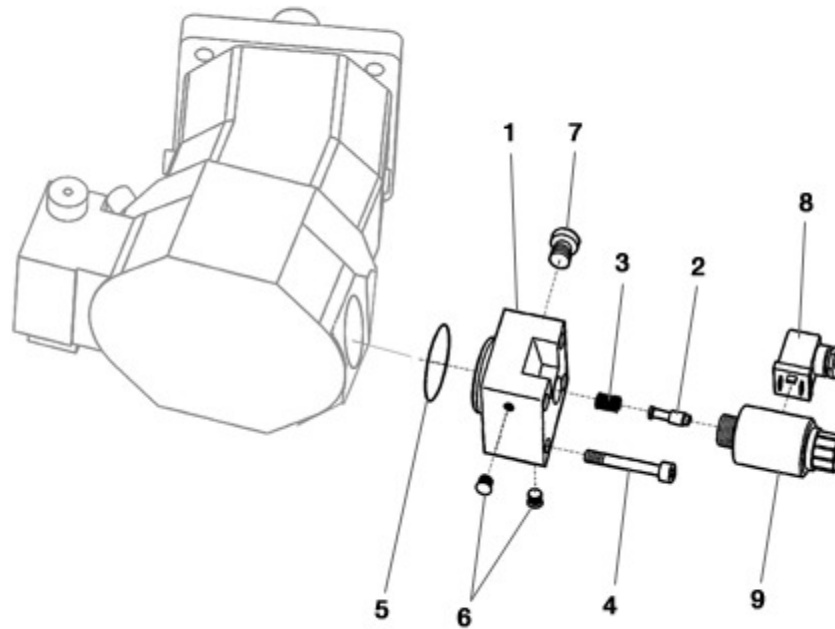


FIGURE	REFERENCE	DENOMINATION	AMOUNT
001	RXR902045025	CASE, CONTROL	1
002	RXR902045065	PISTON	1
003	RXR902045064	SPRING, PRESSURE	1
004	RXR909083025	SCREW	4
005	RXR909157562	O-RING	1
006	RXR909831317	CAP	2
007	RXR909153930	SCREW	1
008	46.11094.00	BLACK PLUG	1
009	RX.30005.00	SPOOL	1

### 03. TRANSMISSION

#### UNIVERSAL JOINT

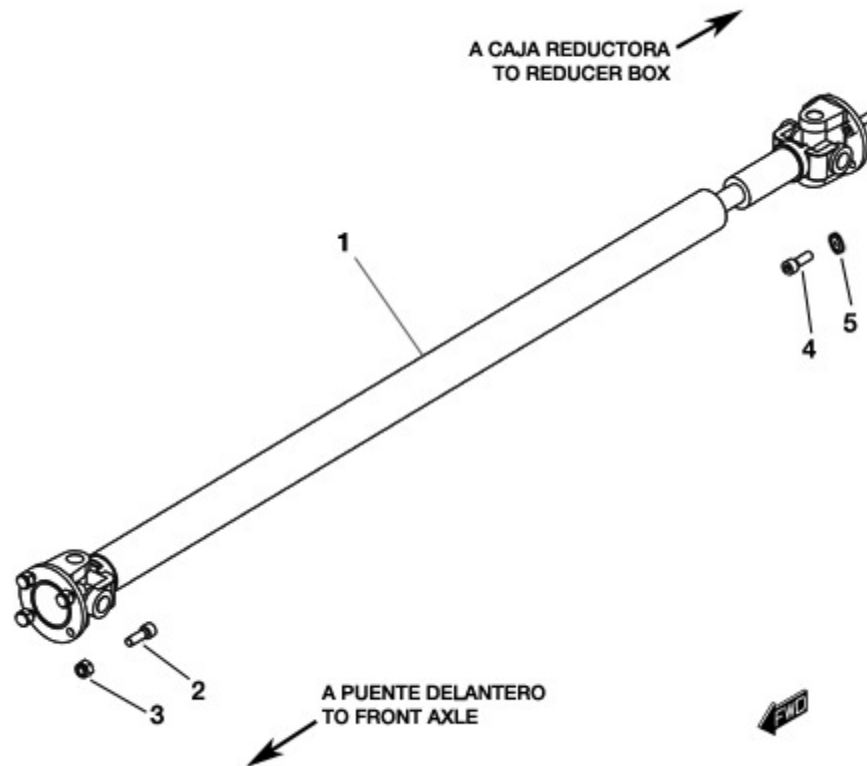


FIGURE	REFERENCE	DENOMINATION	AMOUNT
001	65.03615.00	DRIVE SHAFT 1285-1355 S1310	1
002	65.03617.00	BOLT DIN912 M10x1,5x33	4
003	711.10000.86	NUT DIN982 M10 C8	4
004	65.03618.00	BOLT DIN912 M10x1,5x25	4
005	104.10000.00	WASHER DIN7980 D10	4

### 03. TRANSMISSION

#### UNIVERSAL JOINT

CHASSIS: 67596

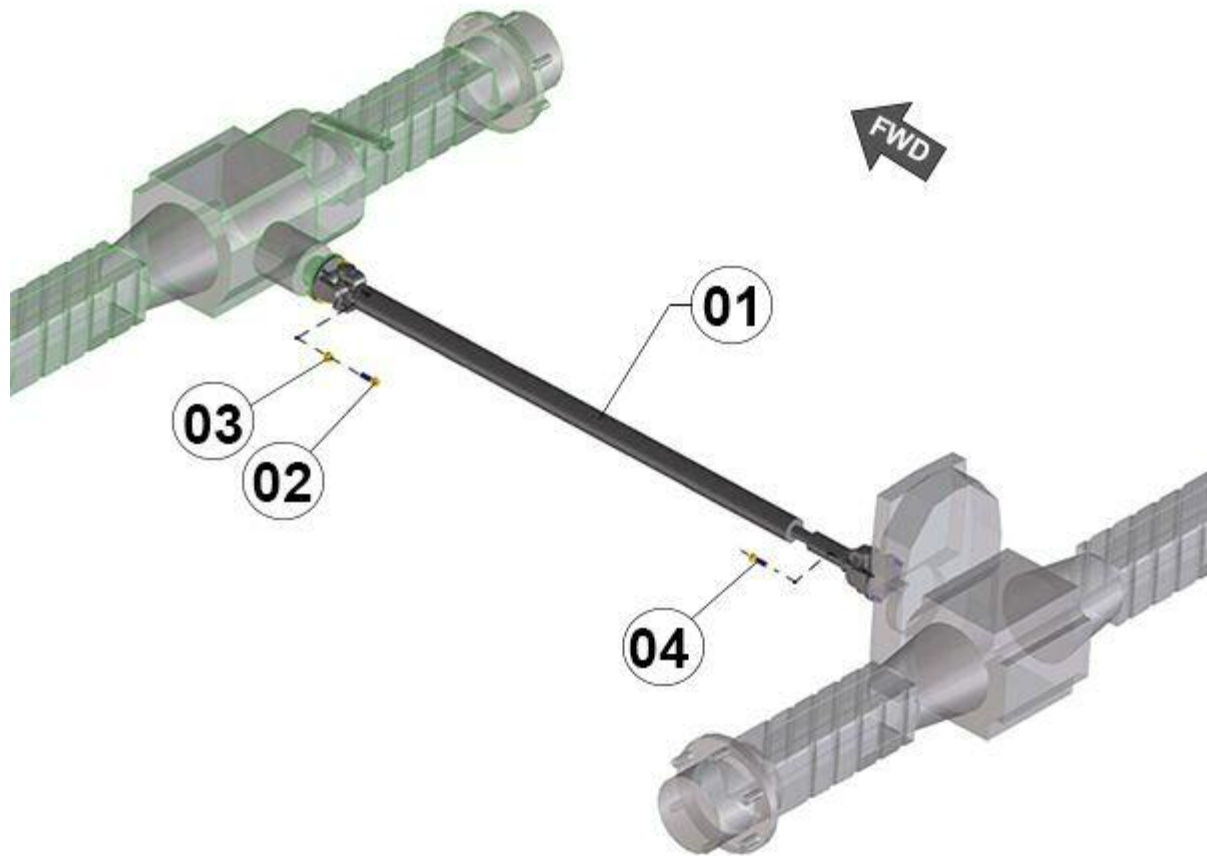


FIGURE	REFERENCE	DENOMINATION	AMOUNT
001	65.03616.00	DRIVE SHAFT 1350-1420 S-1310	1
002	65.03617.00	BOLT DIN912 M10x1,5x33	4
003	711.10000.86	NUT DIN982 M10 C8	4
004	65.03618.00	BOLT DIN912 M10x1,5x25	4
005	104.10000.00	WASHER DIN7980 D10	4

## 03. TRANSMISSION

### UNIVERSAL JOINT

CHASSIS: 72301

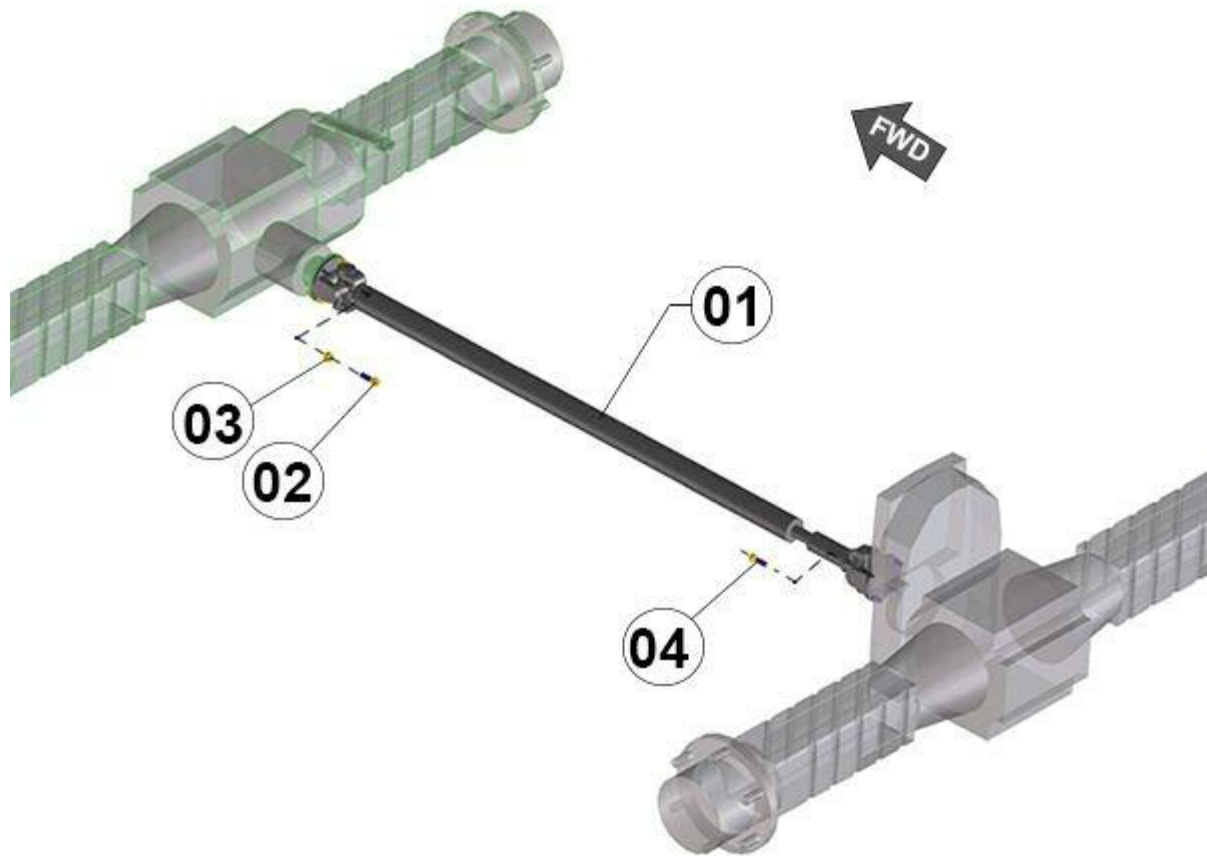


FIGURE	REFERENCE	DENOMINATION	AMOUNT
001	65.03616.00	DRIVE SHAFT 1350-1420 S-1310	1
002/004	621.38029.80	BOLT DIN912 W3/8x29 16 HIL	8
003	711.10000.86	NUT DIN982 M10 C8	4
005	104.10000.00	WASHER DIN7980 D10	4

## 03. TRANSMISSION

### UNIVERSAL JOINT

CHASSIS: 75828

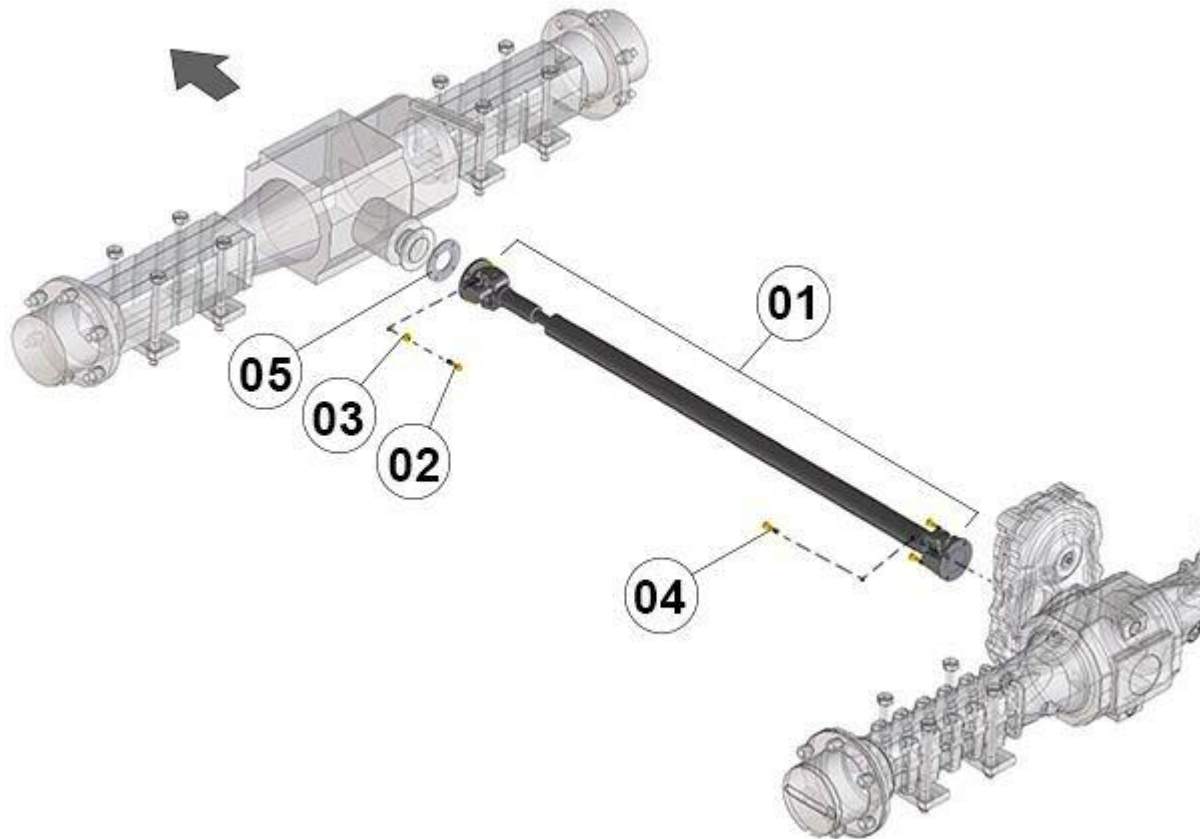


FIGURE	REFERENCE	DENOMINATION	AMOUNT
001	65.03616.00	DRIVE SHAFT 1350-1420 S-1310	1
002/004	621.38029.80	BOLT DIN912 W3/8x29 16 HIL	8
003	711.10000.86	NUT DIN982 M10 C8	4
005	65.03629.00	CARDAN SHAFTS	1

#### COMMENTS

MOD.4537



### 03. TRANSMISSION

#### FRONT AXLE (1)

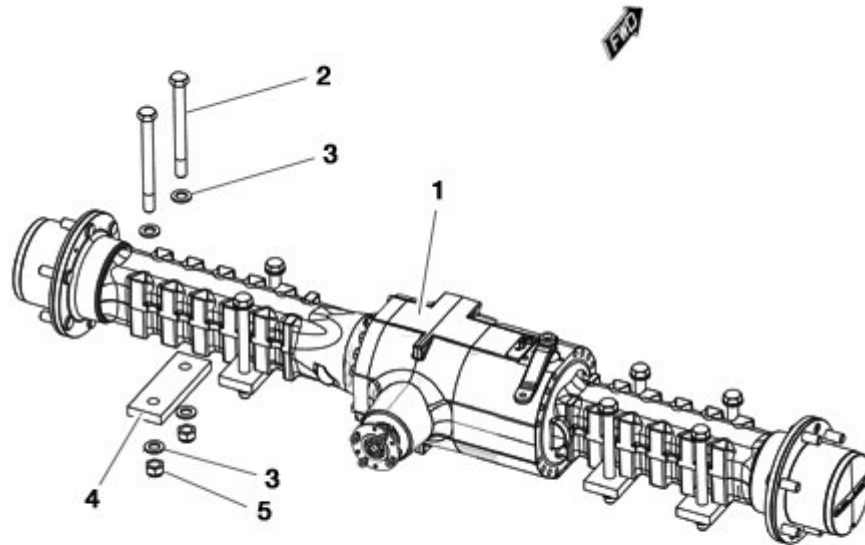


FIGURE	REFERENCE	DENOMINATION	AMOUNT
001	65.03316.00	AXLE, FRONT DANA	1
002	604.20210.86	TORNILLO DIN931 M20x210	8
003	101.20000.66	WASHER DIN125	16
004	65.03318.00	STRIP 200x70x20	4
005	711.20000.66	NUT	8

## 03. TRANSMISSION

### FRONT AXLE (2)

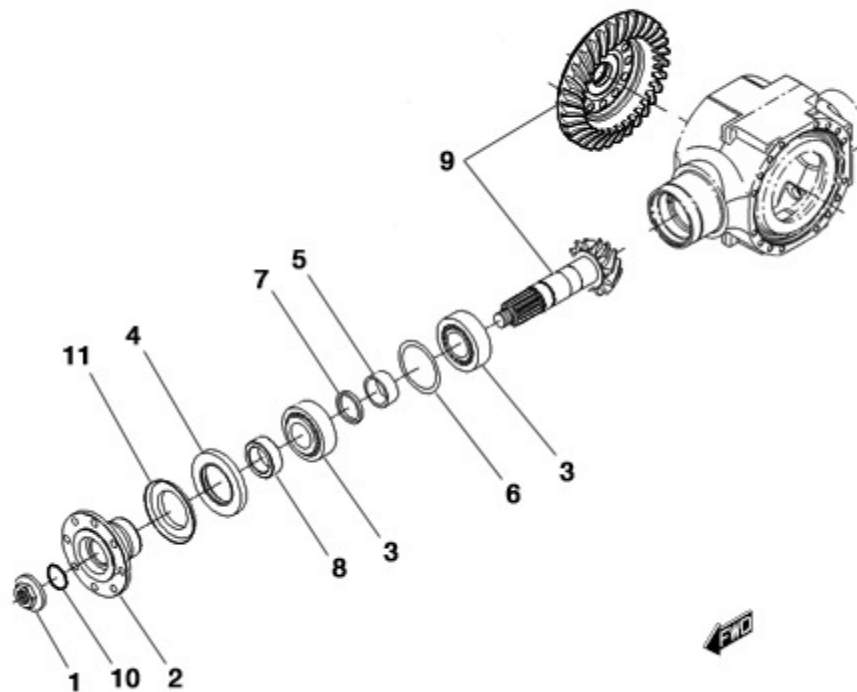


FIGURE	REFERENCE	DENOMINATION	AMOUNT
001	DA7460400801	NUT	1
002	DA5422200405	FLANGE	1
003	DA005092938	BEARING	2
004	DA001030730	O-RING	1
005	DA1110403801	SPACER	1
006	DA013011549	SHIM	1
006	DA013011550	SHIM	1
006	DA013011551	SHIM	1
007	DA3151400910	RING	1
007	DA3151401004	RING	1
008	DA1710401801	SPACER	1
009	DA1110450003	RING & PINION	1
010	DA001050041	O-RING	1
011	DA9530102501	COVERPLATE	1

### 03. TRANSMISSION

#### FRONT AXLE (3)

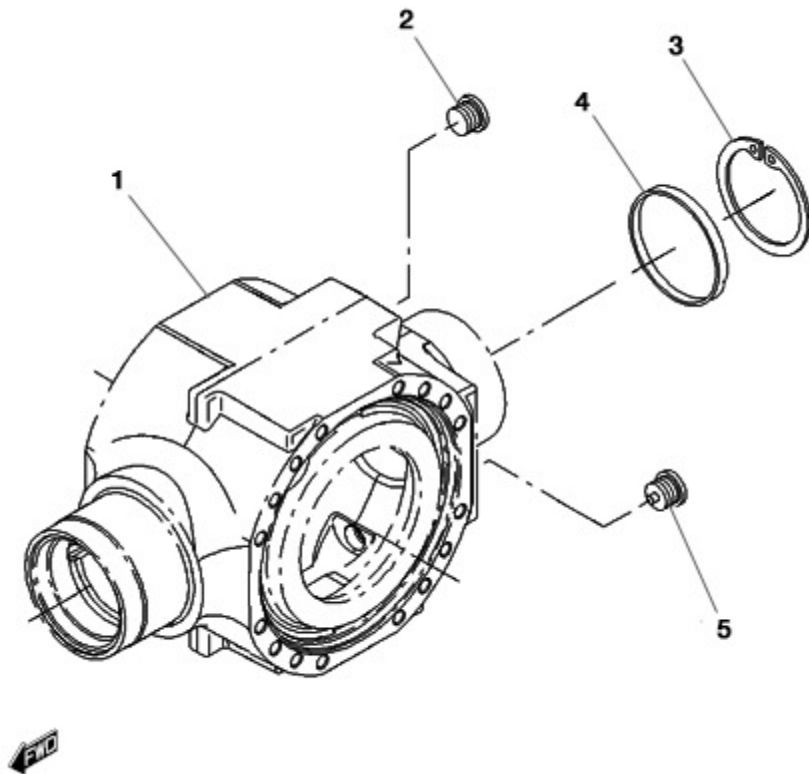


FIGURE	REFERENCE	DENOMINATION	AMOUNT
001	DA1110100301	HOUSING	1
002	DA3551461001	PLUG	1
003	DA002020088	CIRCLIP	1
004	DA1710101504	CAP	1
005	DA3551461102	TAPON ROTURA DOBLE	1

### 03. TRANSMISSION FRONT AXLE (4)

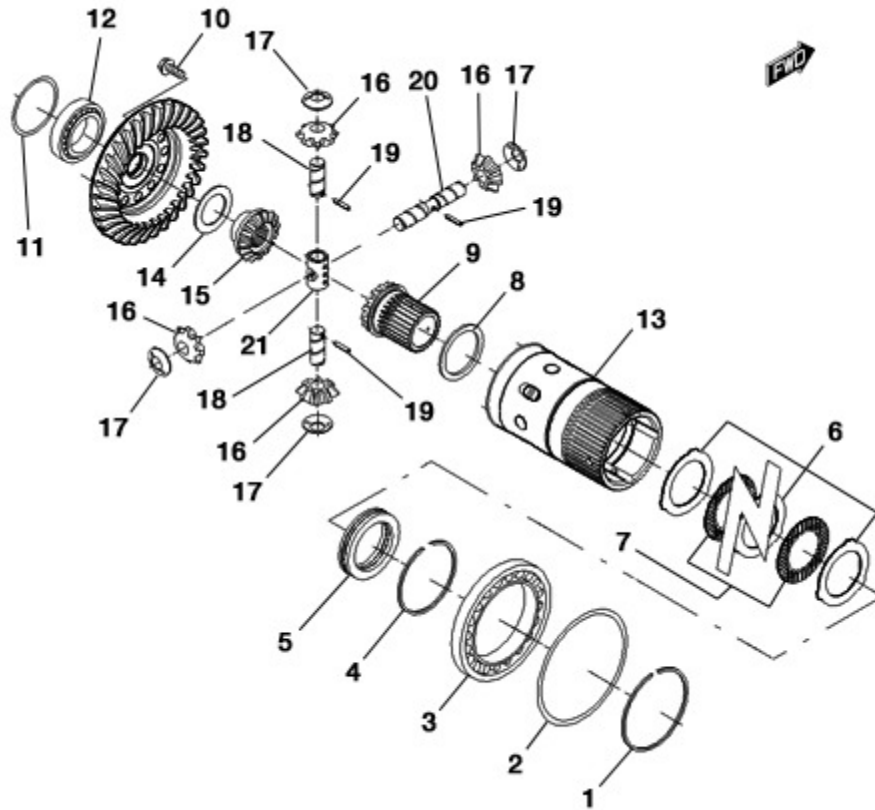


FIGURE	REFERENCE	DENOMINATION	AMOUNT
001	DA002053540	CIRCLIP	1
002	DA000345621	SHIM	1
002	DA000345622	SHIM	1
002	DA000345623	SHIM	1
003	DA005103166	BUSH	1
004	DA002063536	CIRCLIP	1
005	DA005452335	BEARING	1
006	DA000727330	INTERMEDIATE CLUTCH DISC	8
007	DA1110404501	CLUTCH DISC	7
008	DA1110406001	FRICTION WASHER	1
009	DA1110402602	DIFFERENTIAL SIDE GEAR	1
010	DA016283658	BOLT	12
011	DA013011475	SHIM	1
011	DA013013288	SHIM	1
011	DA013013289	SHIM	1
011	DA013013290	SHIM	1

012	DA005090496	TAPER ROLLER BEARING	1
013	DA1110405601	DIFFERENTIAL CARRIER	1

### 03. TRANSMISSION FRONT AXLE (4)

FIGURE	REFERENCE	DENOMINATION	AMOUNT
014	DA1710401101	FRICION WASHER	1
015	DA1110405801	DIFFERENTIAL SIDE GEAR	1
016	DA1710400401	DIFFERENTIAL PINION	4
017	DA1710401201A	FRICION WASHER	4
018	DA1110403401	SHAFT	2
019	DA014033539	PIN	3
020	DA1110403301	SHAFT	1
021	DA1110403202	SHAFT RETAINER	1

## 03. TRANSMISSION

### FRONT AXLE (5)

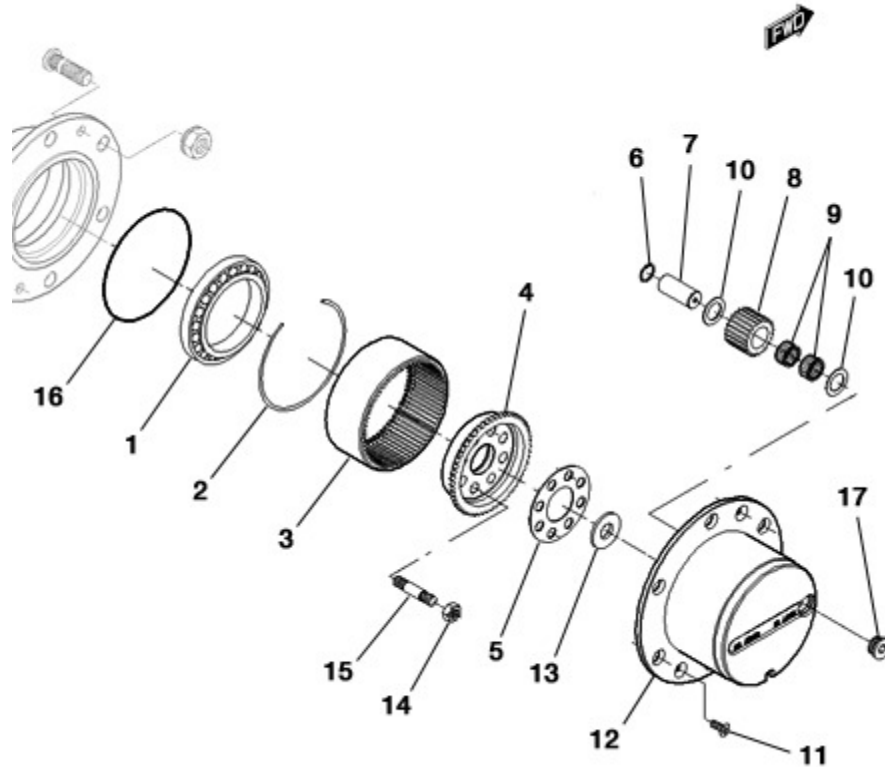


FIGURE	REFERENCE	DENOMINATION	AMOUNT
001	DA005101380	BEARING	4
002	DA1110601901	CIRCLIP	2
003	DA1110601802	RING GEAR	2
004	DA1110602301	RING GEAR SUPPORT	2
005	DA1110600701	LOCKING PLATE	2
006	DA002021024	CIRCLIP	6
007	DA1110601601	SHAFT	6
008	DA1110601503	DIFFERENTIAL PINION	6
009	DA005130171	NEEDLE BEARING	12
010	DA1110601701	FRICITION WASHER	12
011	DA016062055	BOLT	4
012	DA1110602201	PLANET GEAR CARRIER	2
013	DA1120601702	WASHER	2
014	DA006022961	NUT	16
015	DA1110600601	STUD	16
016	DA001051350	RING	2



017

DA3551461001

PLUG

2

### 03. TRANSMISSION

#### FRONT AXLE (6)

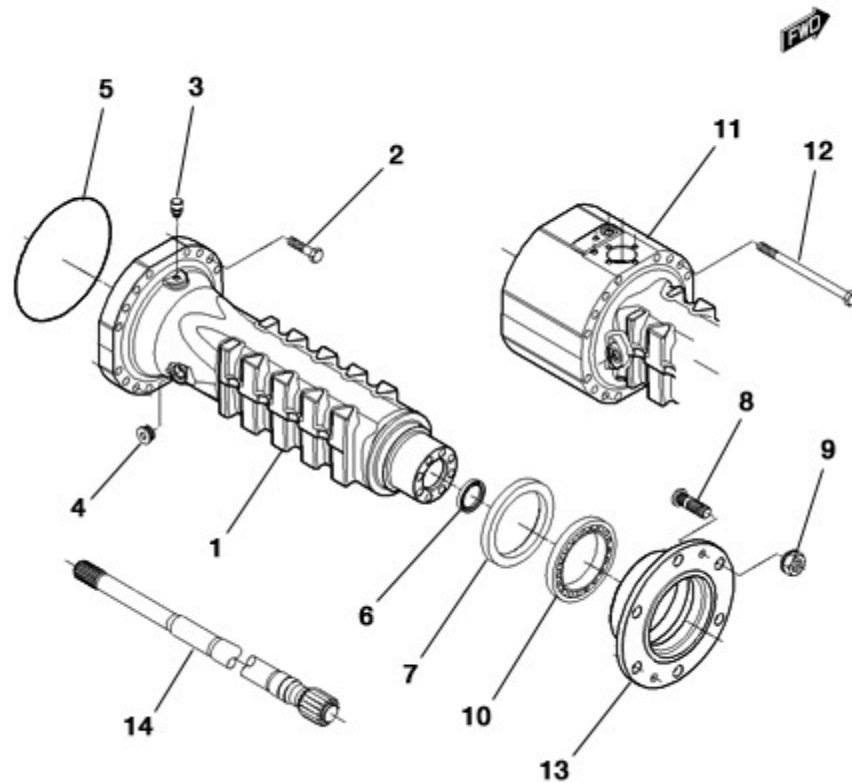


FIGURE	REFERENCE	DENOMINATION	AMOUNT
001	DA1110601202	AXLE CASE	1
002	DA016031317	BOLT	16
003	DA7020100301	VENT	1
004	DA3551461001	PLUG	3
005	DA001051037	O-RING	2
006	DA001011349	RING	2
007	DA001211393	O-RING	2
008	DA8190600606	BOLT, WHEEL	12
009	DA006080206	WHEEL NUT	12
010	DA005101380	BEARING	4
011	DA1110600803	AXLE CASE	1
012	DA016033541	BOLT	16
013	DA1110602101	WHEEL HUB	2
014	DA1110602401	HALF SHAFT	2



### 03. TRANSMISSION

#### FRONT AXLE (7)

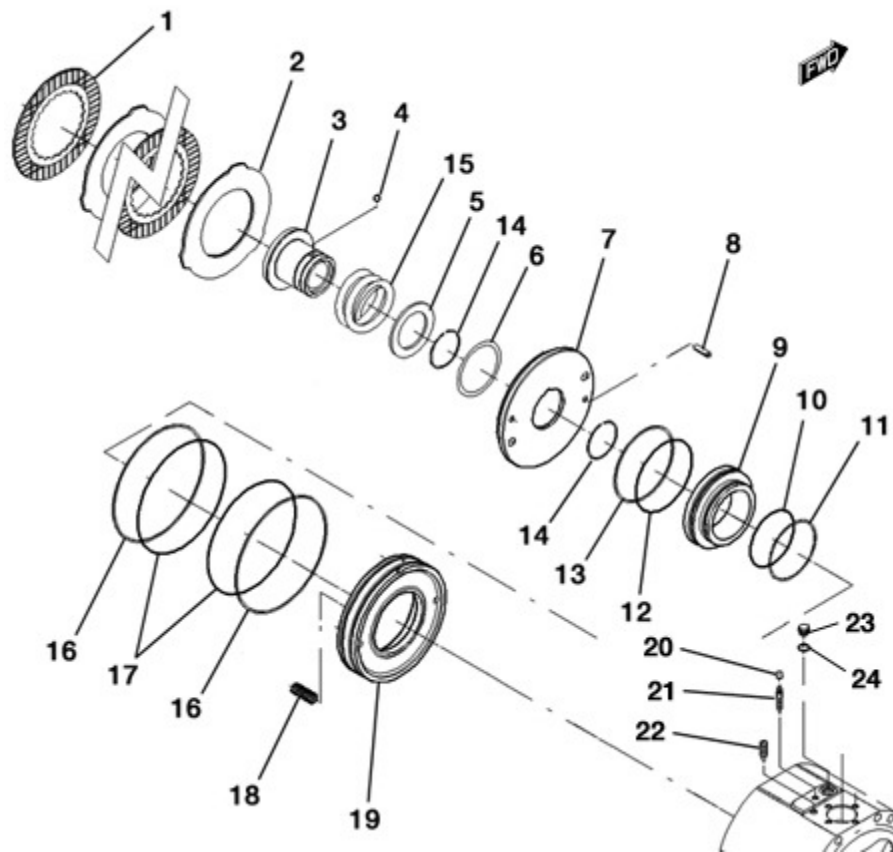


FIGURE	REFERENCE	DENOMINATION	AMOUNT
001	DA1120761102	BRAKE DISC	6
002	DA1110701503	INTERMEDIATE BRAKE DISC	6
003	DA1110403004	BUSHING	1
004	DA012010249	DETEND BALL	1
005	DA1110402902	SPACER	1
006	DA013010311	SHIM	2
006	DA013010313	SHIM	2
006	DA013010314	SHIM	2
006	DA013011241	SHIM	2
006	DA013013177	SHIM	2
007	DA1110702203	INTERMEDIATE BRAKE DISC	1
008	DA014033601	ROLL PIN	2
009	DA1110702002	PISTON	1
010	DA001050691	O-RING	1
011	DA1110701601	BACK-UP RING	1
012	DA7380710201	O-RING	1

013	DA7380710401	BACK-UP RING	1
014	DA002053599	CIRCLIP	2

### 03. TRANSMISSION FRONT AXLE (7)

FIGURE	REFERENCE	DENOMINATION	AMOUNT
015	DA1110403103	SPRING	1
016	DA1830700301	BACK-UP RING	2
017	DA001050808	O-RING	2
018	DA1710701002	SPRING	3
019	DA1110701403	PISTON	1
020	DA7340701501	CAP	1
021	DA7340701401	BOLT	1
022	DA016090451	GRUB BOLT	1
023	DA016101441	BOLT	1
024	DA011071215	O-RING	1

### 03. TRANSMISSION FRONT AXLE (8)

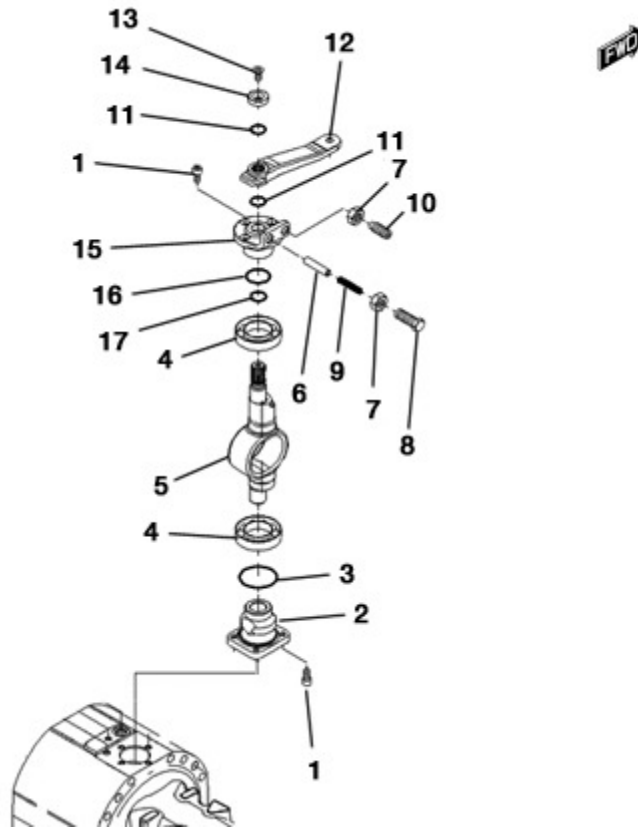


FIGURE	REFERENCE	DENOMINATION	AMOUNT
001	DA016040705	CYLINDER BOLT	7
002	DA1110702801	REDUCTION BUSHING	1
003	DA001051608	O-RING	1
004	DA005010116	BEARING	2
005	DA1110702701	BRAKE LEVER	1
007	DA006030198	NUT	1
010	DA016113234	BOLT	1
011	DA001051358	O-RING	1
012	DA7380702606	LEVER	1
013	DA016060439	COUNTERSUNK BOLT	1
014	DA1710700701	WASHER	1
015	DA1120701506	REDUCTION BUSHING	1
016	DA001051494	O-RING	1
017	DA001051588	O-RING	1

### 03. TRANSMISSION REAR AXLE (1)

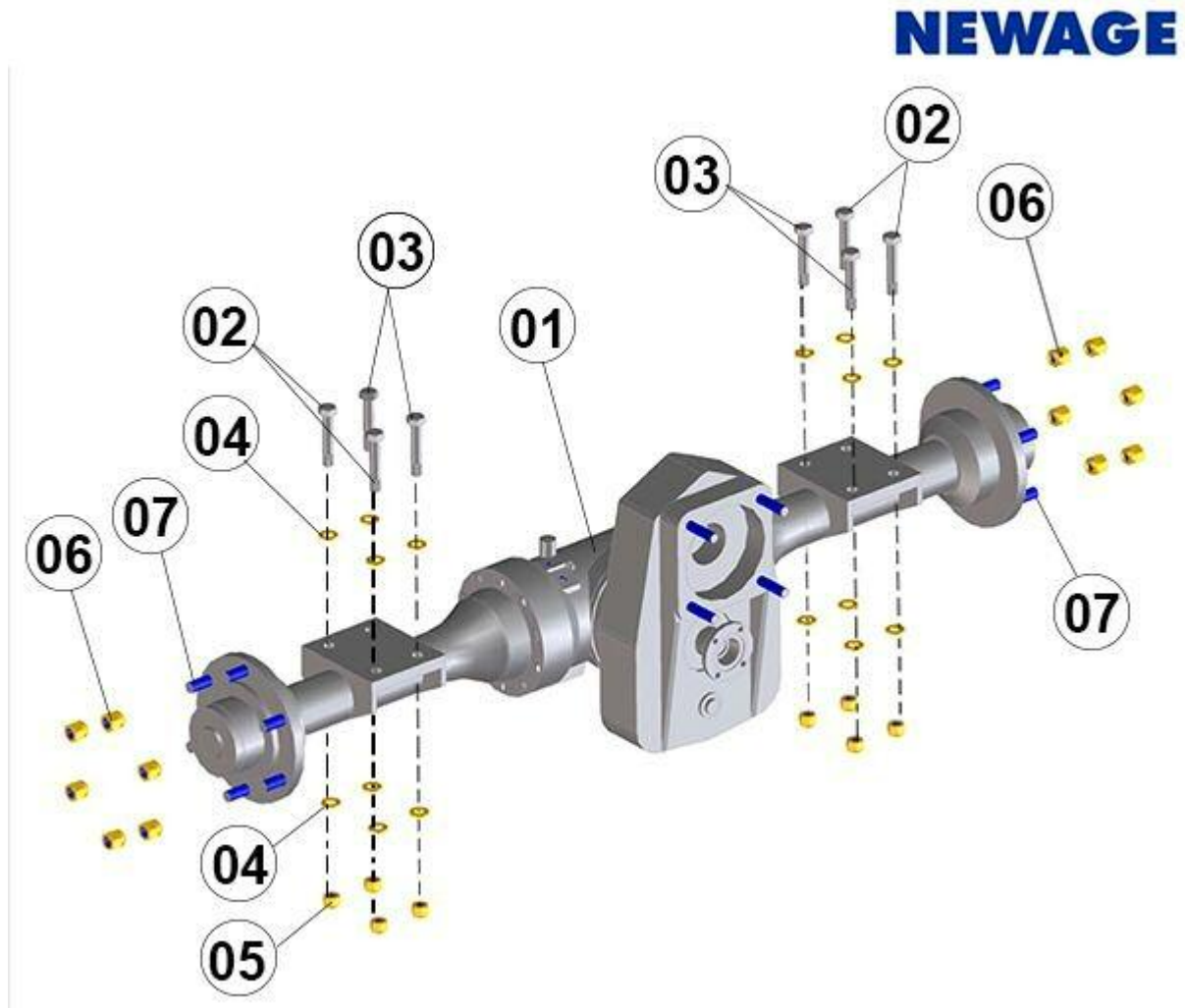


FIGURE	REFERENCE	DENOMINATION	AMOUNT
001	65.03313.00	REAR FIX AXLE D350	1
002	604.16060.86	SCREW DIN931	4
003	604.16065.86	BOLT DIN931 M16x65	4
004	101.16000.66	WASHER DIN125 D16	16
005	711.16000.66	NUT DIN982 M16 8.8 K	8
006	NE0070171	WHEEL NUT	12
007	NE4339670	FULL TRANSFER BOX	1

### 03. TRANSMISSION

#### REAR AXLE (1)

CHASSIS: 60572

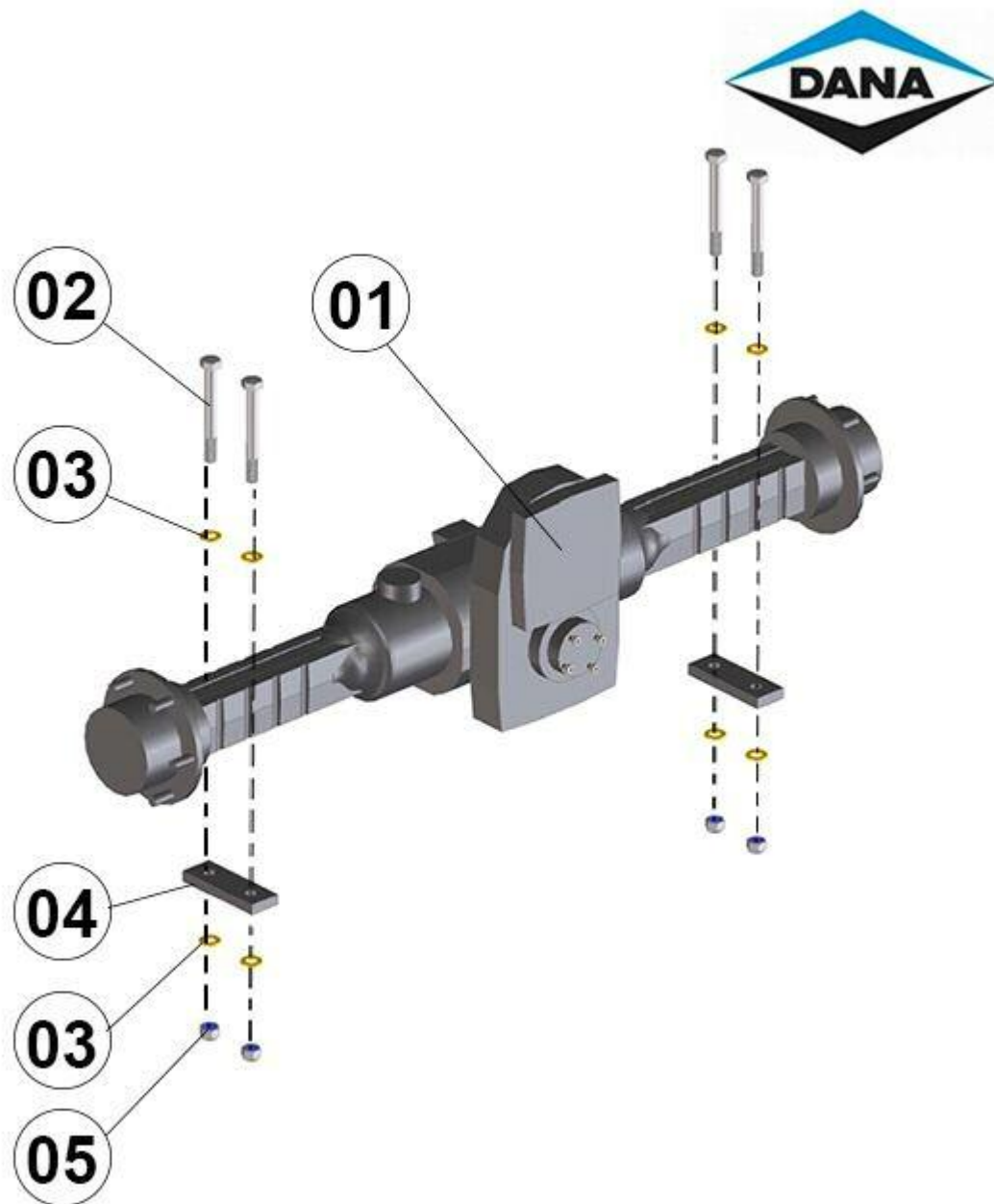


FIGURE	REFERENCE	DENOMINATION	AMOUNT
001	65.03322.00	AXLE, REAR DANA	1
002	604.20180.86	SCREW DIN931	4
003	101.20000.66	WASHER DIN125	8
004	65.03321.00	REINFORCEMENT 175x60x20	2
005	711.20000.66	NUT	4
006	DA006080206	WHEEL NUT	12
007	DA8190600606	BOLT, WHEEL	12

**COMMENTS**

---

MOD.3488 Anteriormente salieron diversas maquinas con puentes DANA: 651 60216 651 60239 651 59061 651 60481 651 60482 651 60483

### 03. TRANSMISSION

#### REAR AXLE (1)

CHASSIS: 67596

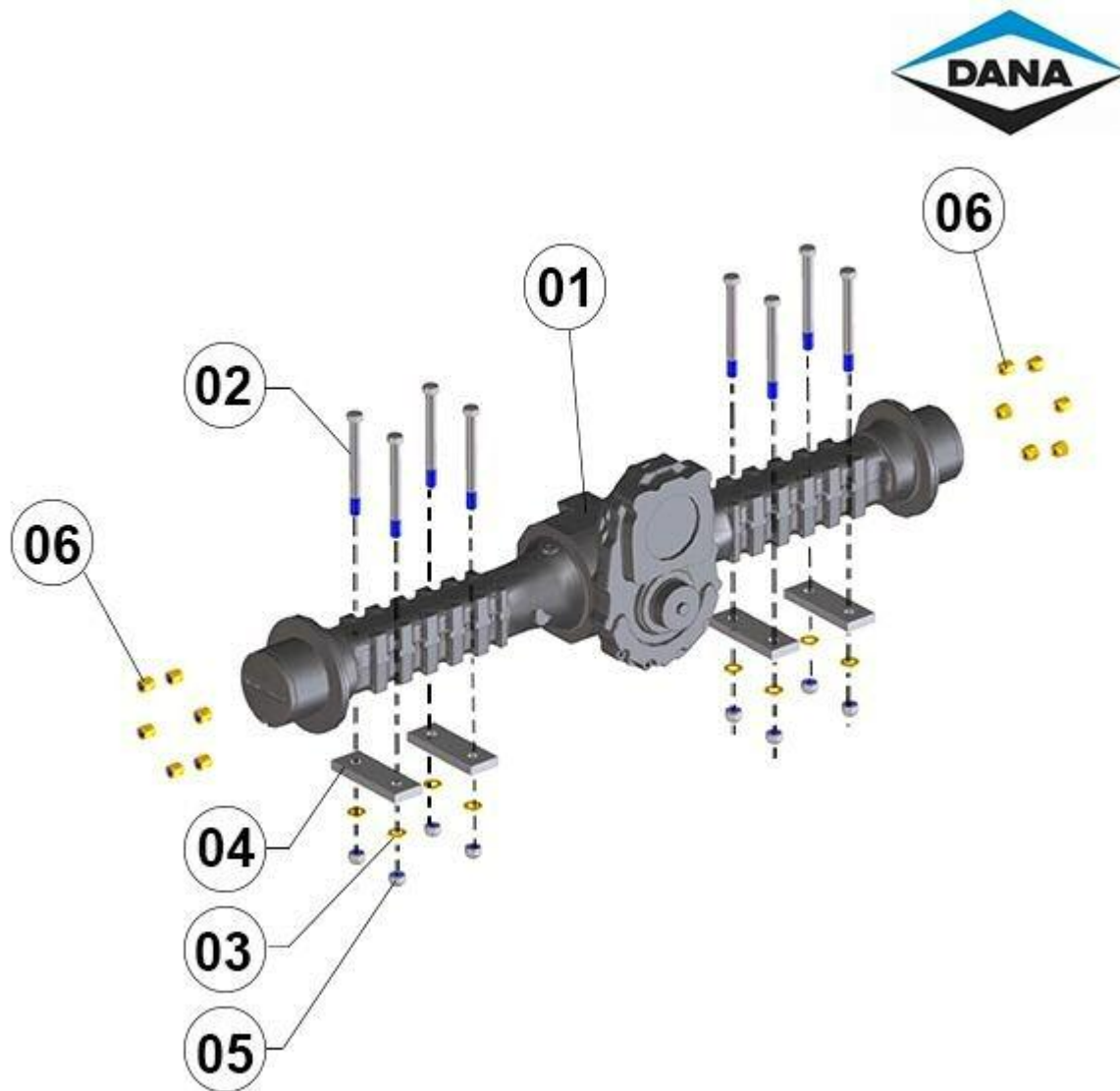


FIGURE	REFERENCE	DENOMINATION	AMOUNT
001	65.03317.00	REAR FIX AXL	1
002	604.20210.86	TORNILLO DIN931 M20x210	8
003	101.20000.66	WASHER DIN125	8
004	65.03318.00	STRIP 200x70x20	4
005	711.20000.66	NUT	8
006	DA006080206	WHEEL NUT	12
007	DA8190600606	BOLT, WHEEL	12

COMMENTS

---

MOD.4108



## 03. TRANSMISSION

### REAR AXLE (2)

# NEWAGE

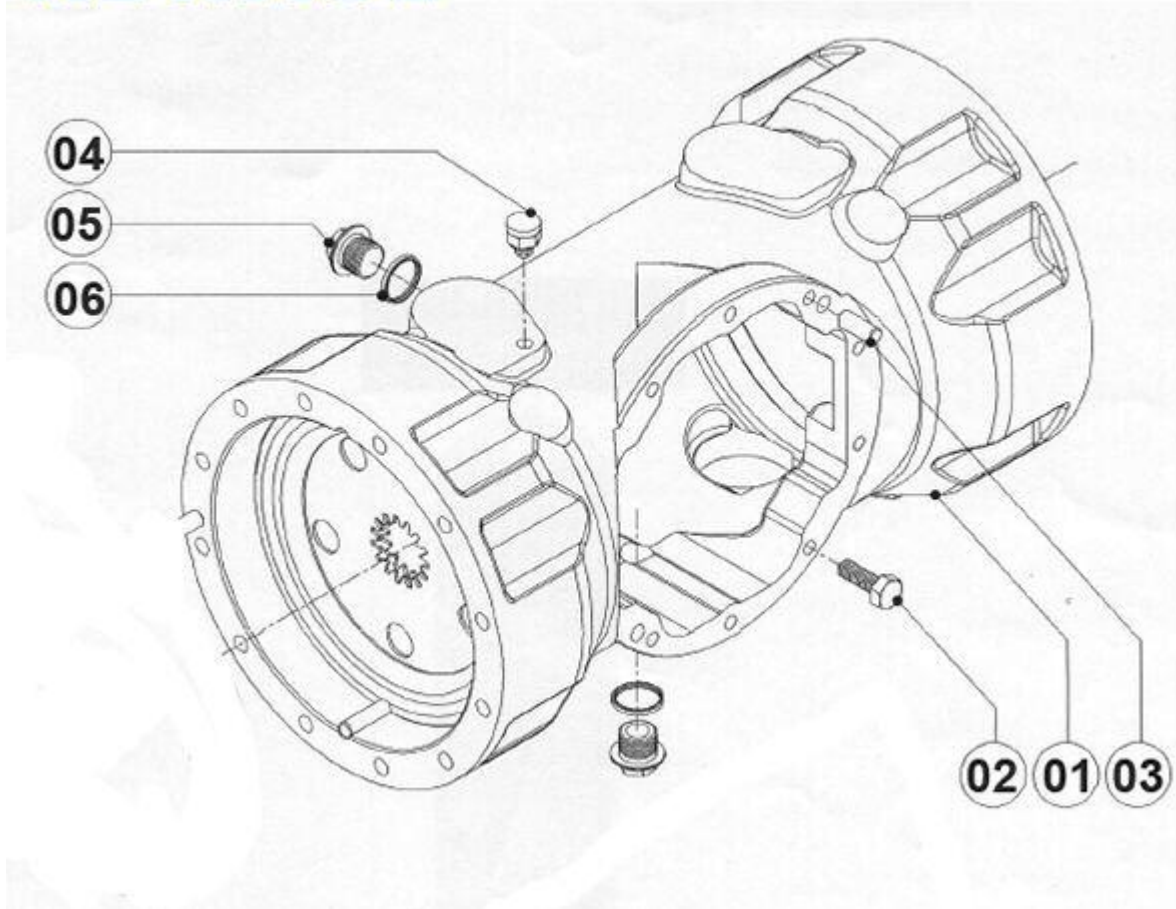


FIGURE	REFERENCE	DENOMINATION	AMOUNT
001	NE2160016	MAIN CASE	1
002	NE0041009HTP	BOLT M10x30	10
003	NE0100040	DOWEL PIN D10x20	2
004	NECP1434	BREATHER	1
005	NECP1189	DRAIN & LEVEL PLUG	2
006	NE0201714	BONDED SEAL	2

### 03. TRANSMISSION

#### REAR AXLE (2)

CHASSIS: 60572

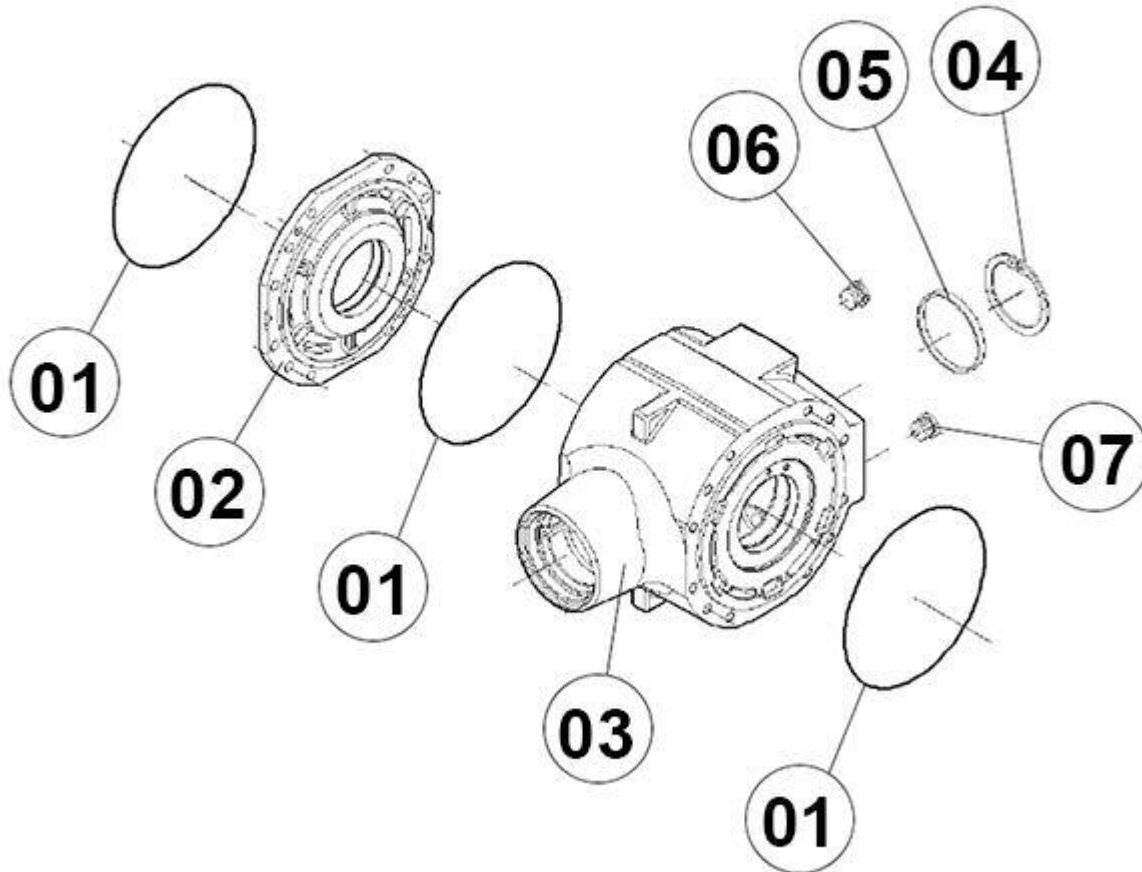


FIGURE	REFERENCE	DENOMINATION	AMOUNT
001	DA001051355	O-RING	3
002	DA1100100201	INTERMEDIATE COVER	1
003	DA1100100301	HOUSING	1
004	DA002020088	CIRCLIP	1
005	DA1710101504	CAP	1
006	DA1120161001	CAP	1
007	DA1120161003	MAGNET PLUG	1

**COMMENTS**

---

MOD.3488

### 03. TRANSMISSION

#### REAR AXLE (2)

CHASSIS: 67596

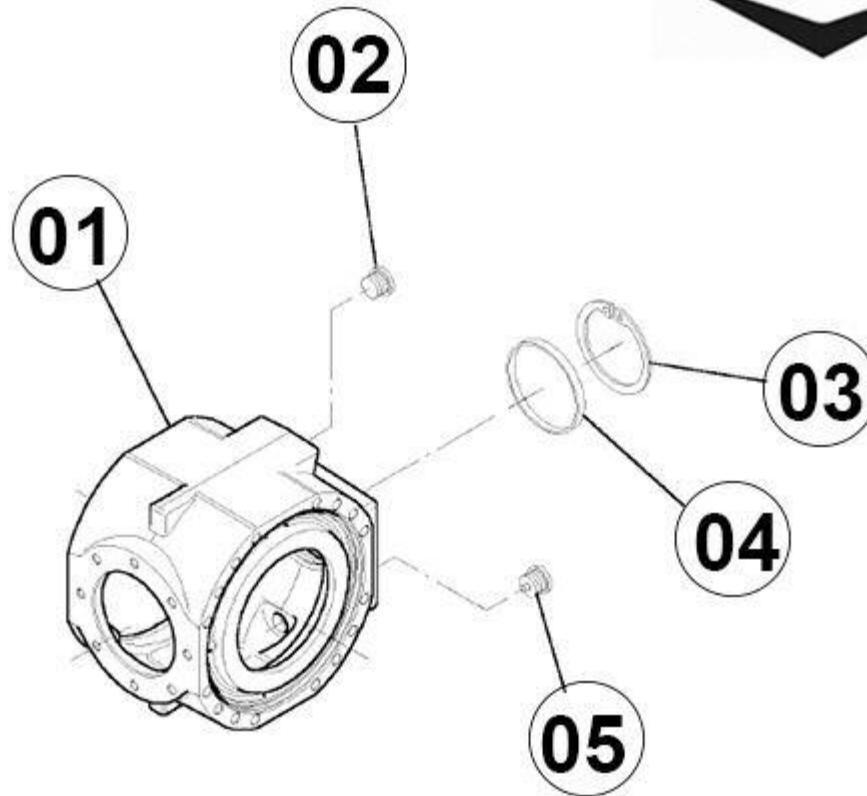


FIGURE	REFERENCE	DENOMINATION	AMOUNT
001	DA1110100102	HOUSING	1
002	DA3551461001	PLUG	1
003	DA002020088	CIRCLIP	1
004	DA1710101504	CAP	1
005	DA3551461102	TAPON ROTURA DOBLE	1

#### COMMENTS

MOD.4108

## 03. TRANSMISSION

### REAR AXLE (3)

# NEWAGE

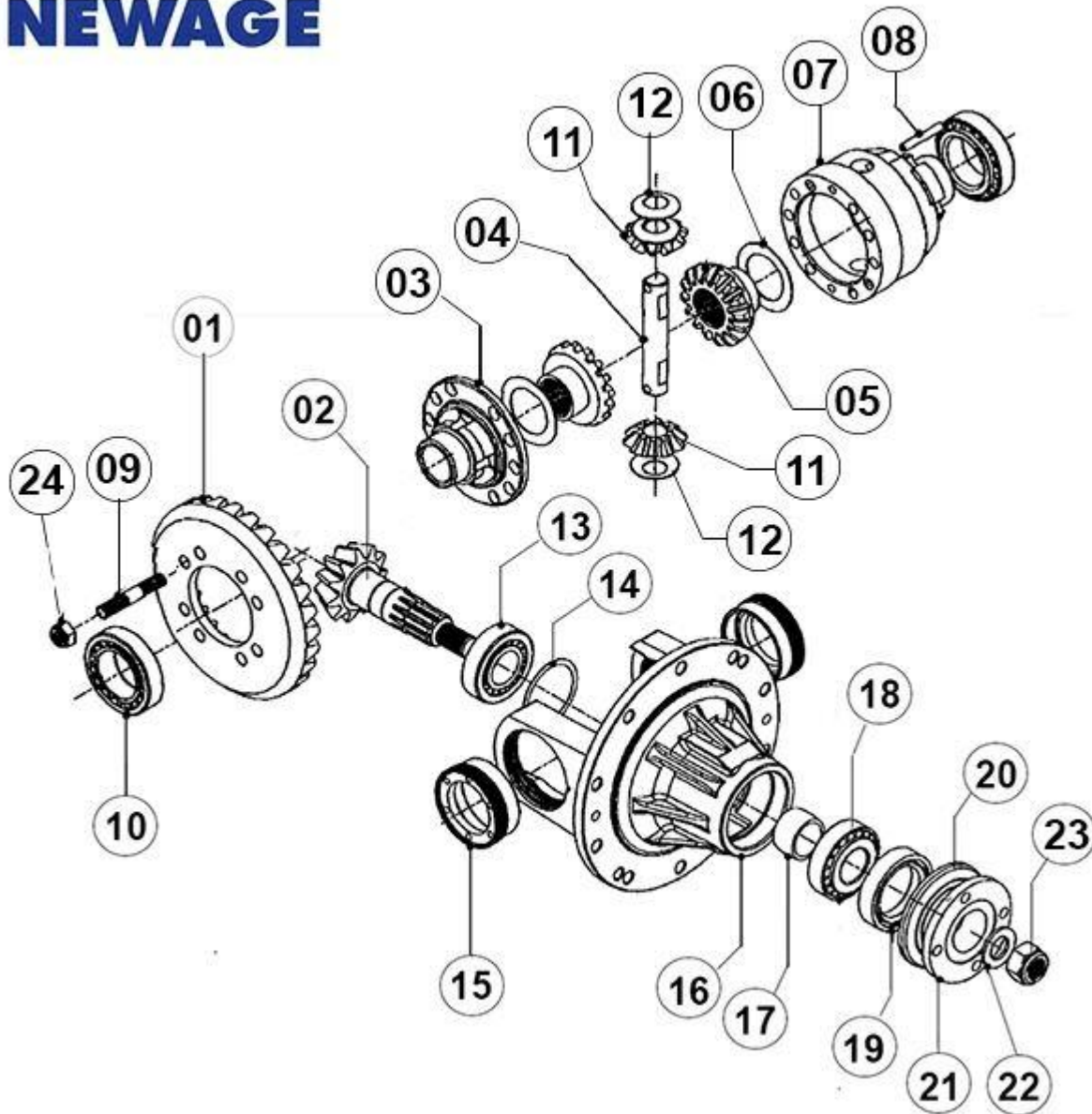


FIGURE	REFERENCE	DENOMINATION	AMOUNT
001	NE2179820	CROWN WHEEL & PINION	1
002	NE2179820	CROWN WHEEL & PINION	1
003A	NE2152070	DIFF CASE LH	1
003B	NE2152080	DIFF CASE RH	1
004	NE2012130	DIFF. SPIDER	1
005	NE3602090	DIFF. WHEEL	2
006	NE2502110	THRUST WASHER	2
007A	NE2152070	DIFF CASE LH	1

007B	NE2152080	DIFF CASE RH	1
008	NE028S645	SPIROL PIN	2
009	NE2001911	STUD	8
010	NE055C024H	BEARING	1
011	NE3602100	DIFF. PINION	2
012	NE2502120	THRUST WASHER	2
013	NE055U043	BEARING CUP	2
014	NE3602350	SHIM .25 MM	1
014	NE3602210	SHIM .3MM	1
014	NE3602290	SHIM .4MM	1
015	NE4152150	BEARING ADJUSTER NUT	2
016	NE2162300	INPUT PINION CARTRIDGE	1
017	NE4152890C	SPACER	1
018	NE055U043	BEARING CUP	2
019	NE0400603	OIL SEAL PIONEER	1
023	NE08720250ZP	NUT	1
024	NE0051006HT	NYLOC NUT M10	8

## 03. TRANSMISSION

### REAR AXLE (3)

CHASSIS: 60572

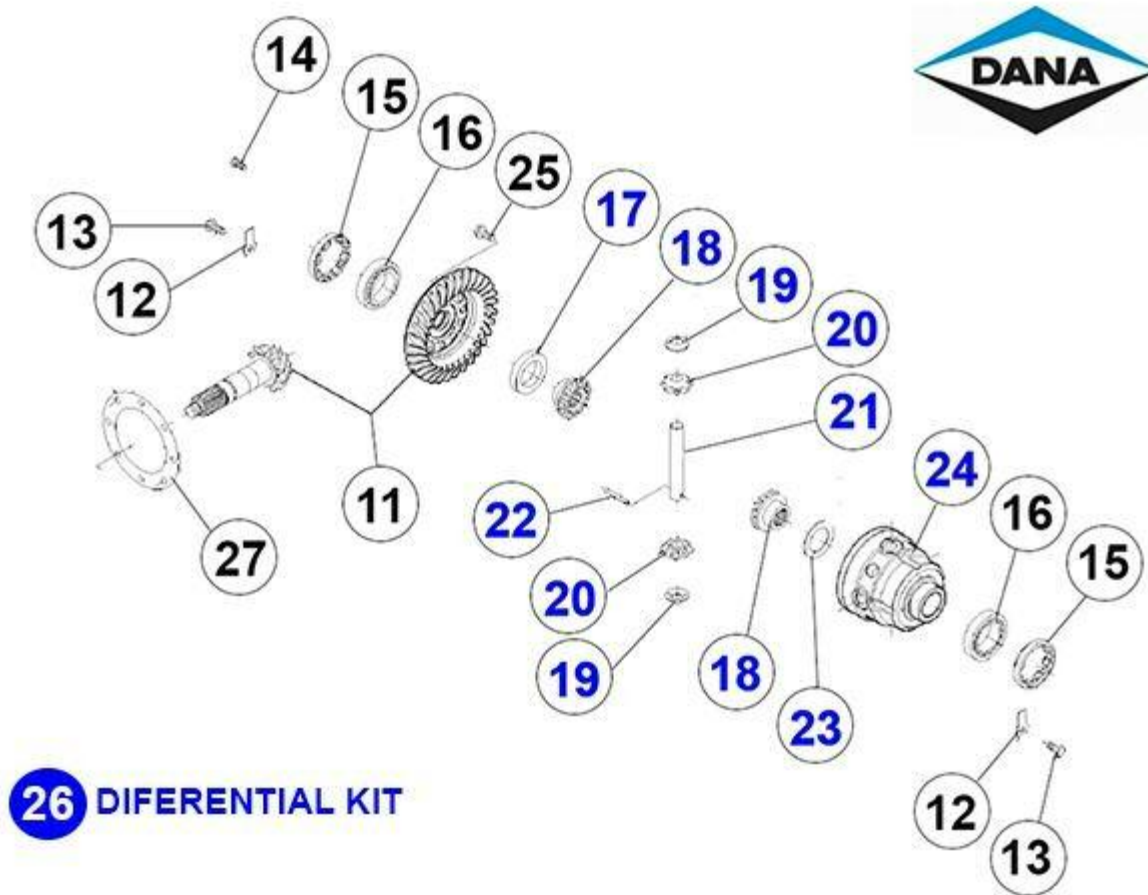


FIGURE	REFERENCE	DENOMINATION	AMOUNT
011	DA1100450004	BEVEL GEAR SET	1
012	DA1100400601	LOCKING PLATE	2
013	DA016011180	BOLT	2
014	DA016050434	CYLINDER BOLT	2
015	DA1710401501	NUT, RING	2
016	DA005090496	TAPER ROLLER BEARING	2
017	DA1100401201	SPACER	1
018	DA0003428936M1	DIFFERENTIAL SIDE GEAR	2
019	DA0003428239M1	WASHER	2
020	DA0003427243M1	DIFFERENTIAL PINION	2
021	DA1100400201	SHAFT, DIFFERENTIAL	1
022	DA014030743	ROLL PIN	1

023	DA0003428240M1	FRICTION WASHER	1
024	DA1100400101	DIFFERENTIAL CARRIER	1
025	DA016283312	BOLT	12
026	DA1100470101	COMPLETE DIFFERENTIAL	1
027	DA1710100601	SHIM	1

**COMMENTS**

---

MOD.3488 Anteriormente salieron diversas maquinas con puentes DANA: 651 60216 651 60239 651 59061 651 60481 651 60482 651 60483



### 03. TRANSMISSION

#### REAR AXLE (3)

CHASSIS: 67596

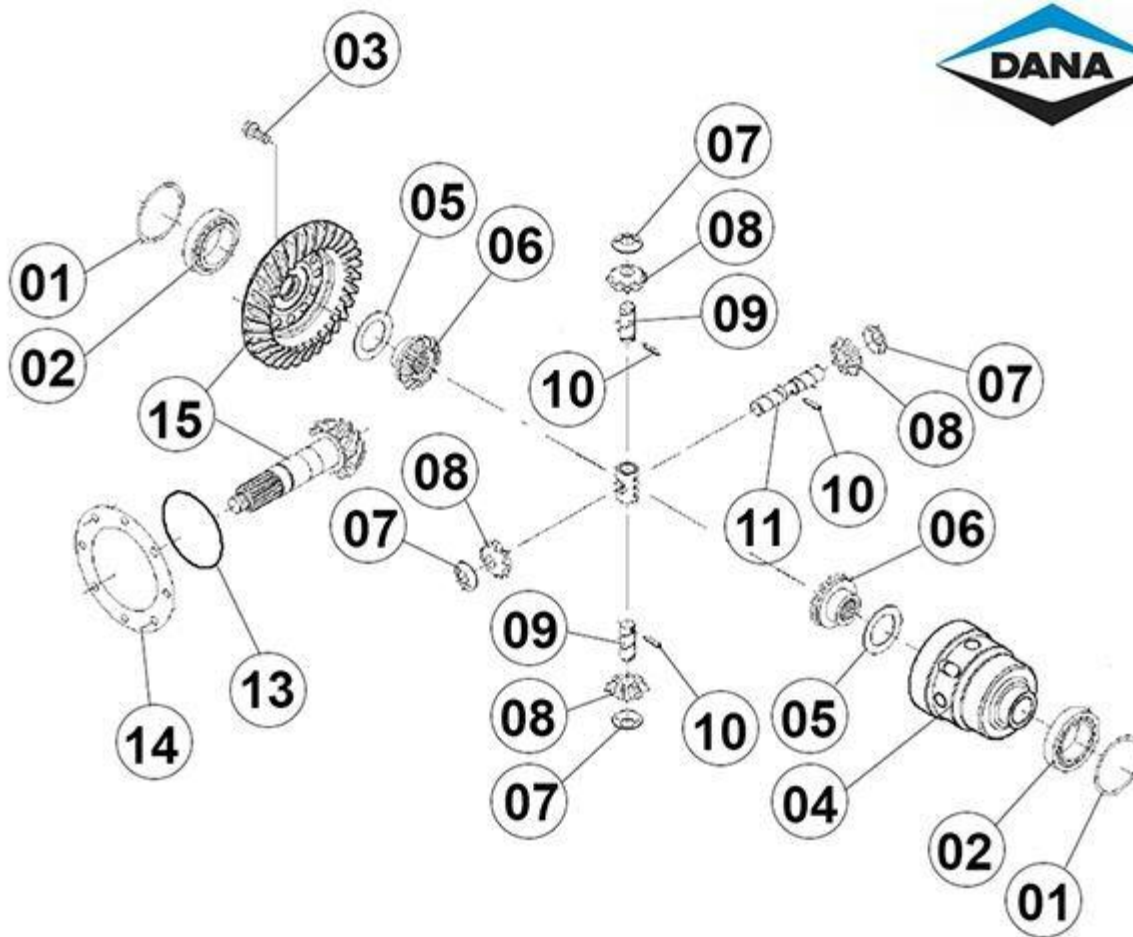


FIGURE	REFERENCE	DENOMINATION	AMOUNT
001	DA013011475	SHIM	1
001	DA013013288	SHIM	2
001	DA013013289	SHIM	2
001	DA013013290	SHIM	2
002	DA005090496	TAPER ROLLER BEARING	2
003	DA016283658	BOLT	12
004	DA1110405701	DIFFERENTIAL CARRIER	1
005	DA1710401101	FRICITION WASHER	2
006	DA1110405801	DIFFERENTIAL SIDE GEAR	2
007	DA1710401201A	FRICITION WASHER	4
008	DA1710400401	DIFFERENTIAL PINION	4
009	DA1110403401	SHAFT	2
010	DA014033539	PIN	3

011	DA1110403301	SHAFT	1
012	DA1110403202	SHAFT RETAINER	1
013	DA001051443	O - RING	1
014	DA1710100601	SHIM	1
014	DA1710100602	SHIM	1
014	DA1710100603	SHIM	1
014	DA1710100604	SHIM	1
015	DA1110450806	BEVEL GEAR SET	1

**COMMENTS**

---

MOD.4108

### 03. TRANSMISSION

#### REAR AXLE (5)

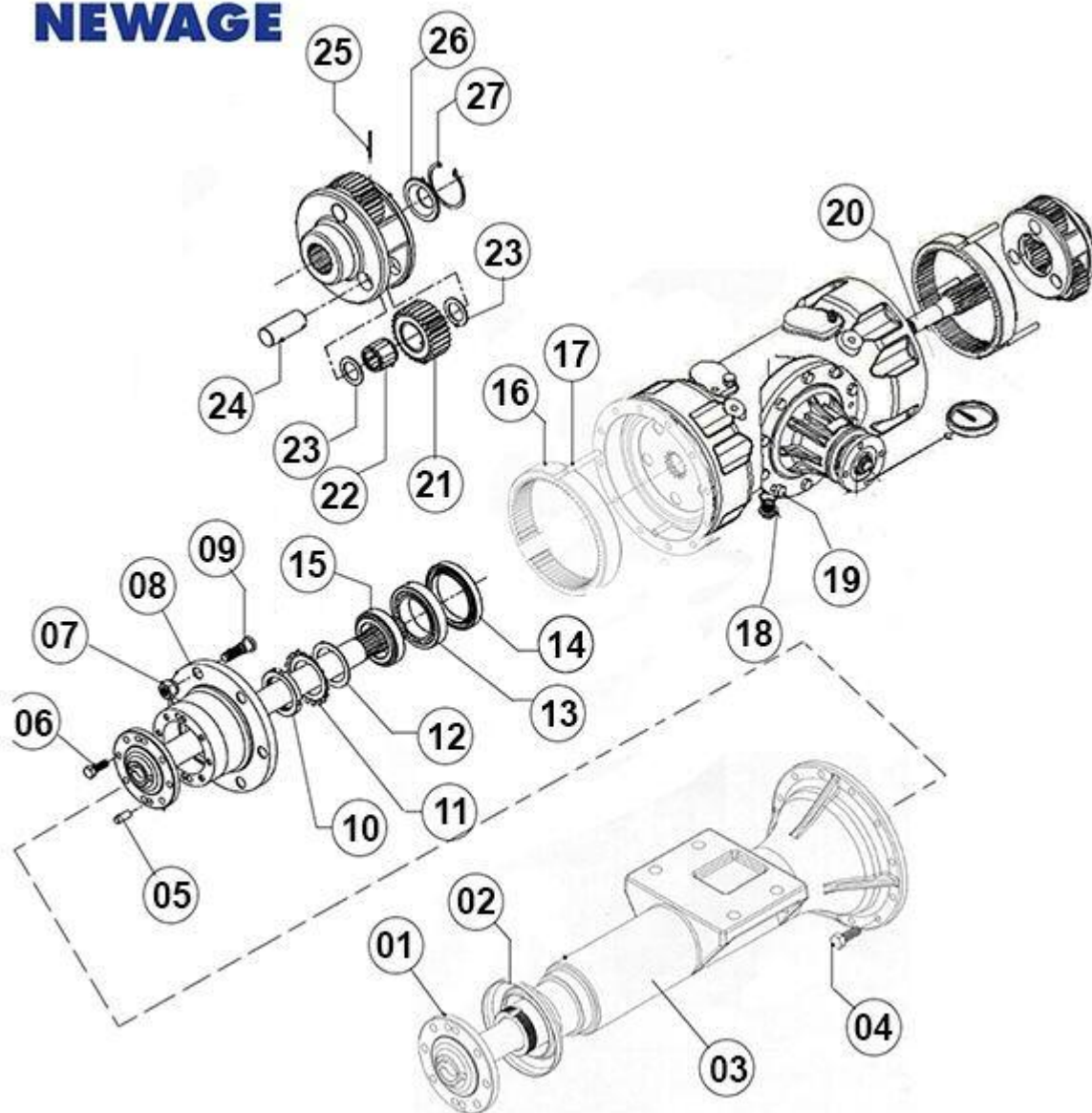
**NEWAGE**


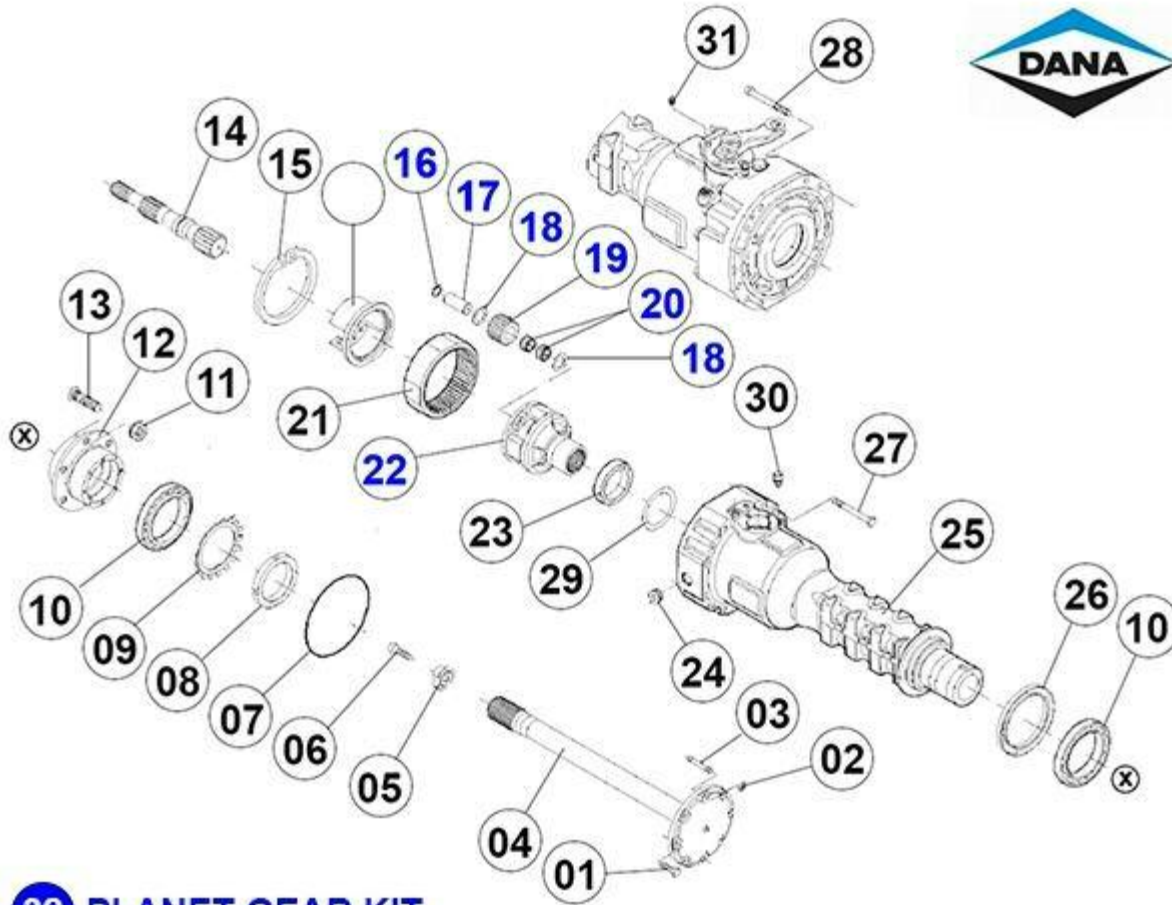
FIGURE	REFERENCE	DENOMINATION	AMOUNT
001	NE2180100	AXLE SHAFT	2
003	NE2150024	AXLE ARM	2
004	NE0041009HTP	BOLT M10x30	24
005	NE0100040	DOWEL PIN D10x20	2
006	NE0041009HTP	BOLT M10x30	8
007	NE0070170	WHEEL NUT	6
008	NE2170040	HUB	1
009	NE4000450	WHEEL STUD M18	6

010	NE010N511	LOCKNUT	1
011	NE010W551	LOCK WASHER	1
012	NE3501440	SPACER	1
013	NE0540552H	BEARING	1
014	NE2162850	seal	1
015	NE0540604H	BEARING	1
016	NE2100070	ANNULUS	2
017	NE0100160	DOWEL PIN	4
018	NECP1189	DRAIN & LEVEL PLUG	2
019	NE0041009HTP	BOLT M10x30	10
020	NE2150090	SUN GEAR	2
021	NE2200080	PLANET GEAR	3
022	NE0562002	NEEDLE BEARING	3
023	NE2500270	THRUST WASHER	6
024	NE2200250	PLANET PIN	3
025	NE0100210	SPRING DOWEL	3
026	NE2201320	SPACER	1
027	NE0030140	CIRCLIP	1

### 03. TRANSMISSION

#### REAR AXLE (4)

CHASSIS: 60572



#### 32 PLANET GEAR KIT

FIGURE	REFERENCE	DENOMINATION	AMOUNT
001	DA016013953	BOLT	12
002	DA006033954	NUT	4
003	DA1100601001	STUD	4
004	DA1100600401	HALF SHAFT	2
005	DA1100600701	SPACER	2
006	DA016050438	CYLINDER BOLT	2
007	DA001053333	O-RING	2
008	DA007013975	NUT, RING	2
009	DA011113976	CIRCLIP	2
010	DA005090762	TAPER ROLLER BEARING	4
011	DA006080206	WHEEL NUT	12
012	DA1100600201	WHEEL HUB	2
013	DA8190600606	BOLT, WHEEL	12

014	DA1100600301	HALF SHAFT	2
015	DA002023414	CIRCLIP	2
016	DA002021024	CIRCLIP	6
017	DA1110601601	SHAFT	6
018	DA1110601701	FRICITION WASHER	12
019	DA1110601503	DIFFERENTIAL PINION	6
020	DA005130171	NEEDLE BEARING	12
021	DA1100601501	RING GEAR	2
022	DA1100600901	PLANET GEAR CARRIER	2
023	DA005013534	BALL BEARING	2
024	DA1120161001	CAP	2
025	DA1100600102	AXLE CASE	2
026	DA001013592	O-RING	2
027	DA016033980	BOLT	12
028	DA016033979	BOLT	12
029	DA013010530	SHIM	6
030	DA7020100301	VENT	1
031	DA016141138	PLUG	1
032	DA1100670101	PLANET GEAR CARRIER KIT	2

**COMMENTS**

---

MOD.3488

### 03. TRANSMISSION

#### REAR AXLE (4)

CHASSIS: 67596

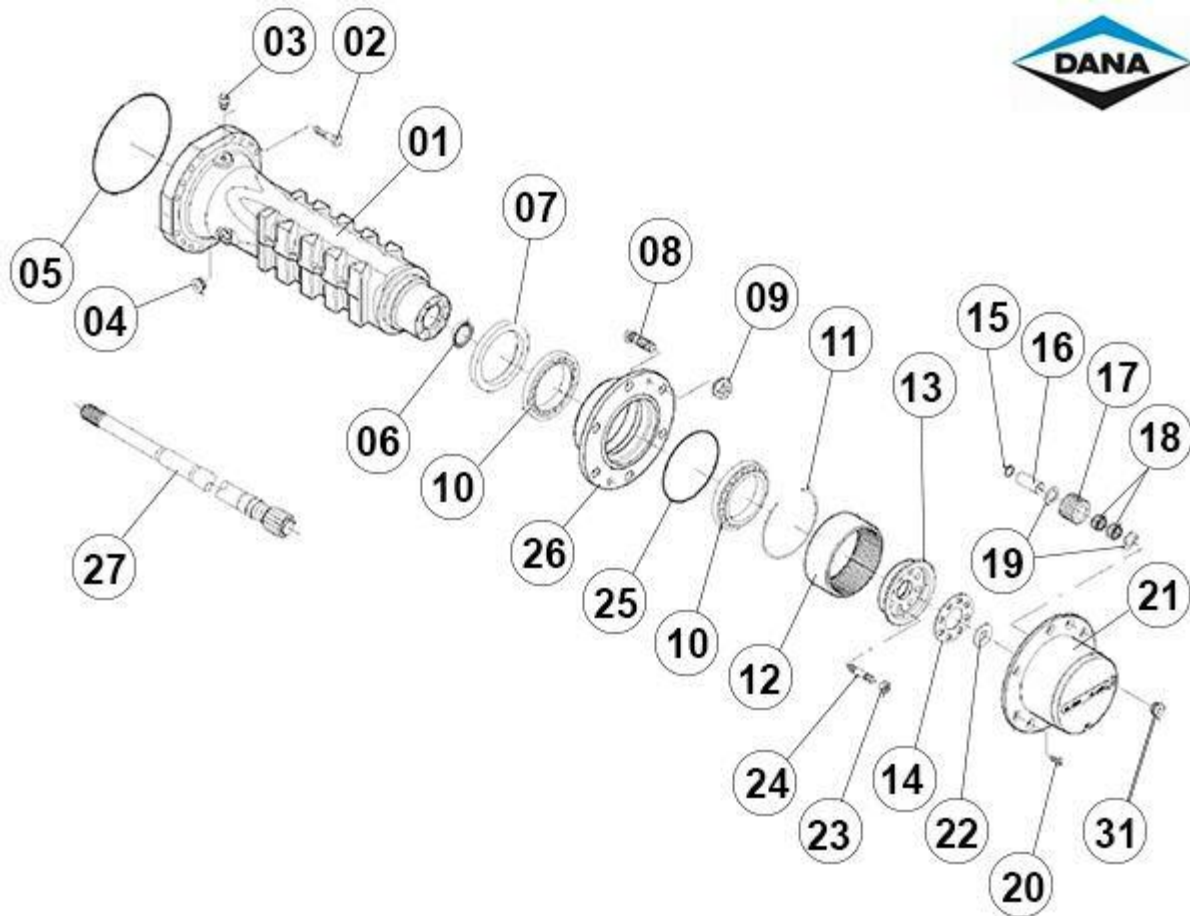


FIGURE	REFERENCE	DENOMINATION	AMOUNT
001	DA013011475	SHIM	1
001	DA013013288	SHIM	2
001	DA013013289	SHIM	2
001	DA013013290	SHIM	2
002	DA005090496	TAPER ROLLER BEARING	2
003	DA016283658	BOLT	12
004	DA1110405701	DIFFERENTIAL CARRIER	1
005	DA1710401101	FRICITION WASHER	2
006	DA1110405801	DIFFERENTIAL SIDE GEAR	2
007	DA1710401201A	FRICITION WASHER	4
008	DA1710400401	DIFFERENTIAL PINION	4
009	DA1110403401	SHAFT	2
010	DA014033539	PIN	3
011	DA1110403301	SHAFT	1



012	DA1110403202	SHAFT RETAINER	1
013	DA001051443	O - RING	1
014	DA1710100601	SHIM	1
014	DA1710100602	SHIM	1
014	DA1710100603	SHIM	1
014	DA1710100604	SHIM	1

**COMMENTS**

---

MOD.4108



### 03. TRANSMISSION REAR AXLE (5)

# NEWAGE

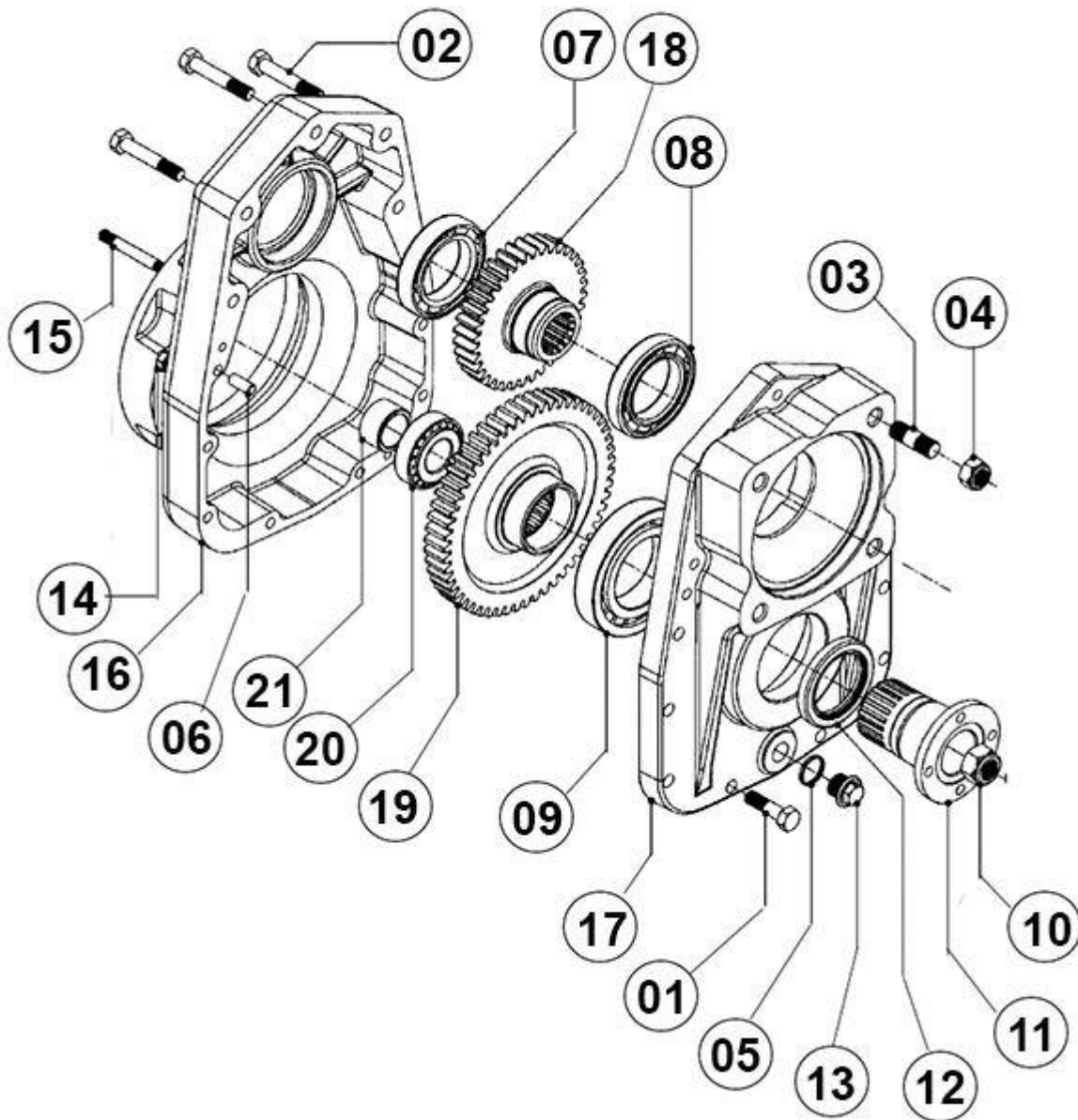


FIGURE	REFERENCE	DENOMINATION	AMOUNT
001	NE0041212HTP	BOLT M12X35	10
002	NE0041217HTP	BOLT M12X70	3
003	NE0050140	STUD M12	4
004	NE0051205	NUT	4
005	NE0201714	BONDED SEAL	1

006	NE0210815	DOWEL	2
007	NE0515510	BEARING	1
008	NE0516010	BEARING	1
009	NE0517020	ROLLER BEARING	1
011	NE4152181	DRIVE FLANGE	1
012	NE4162850	OIL SEAL	1
013	NECP1189	DRAIN & LEVEL PLUG	1
014	NE0051006	NYLOC NUT M10	10
015	NE04910080	STUD M10	10
016	NEG1241	TRANSFER CASE LH	1
017	NEG1242	TRANSFER CASE RH	1

### 03. TRANSMISSION

#### REAR AXLE (5)

CHASSIS: 60572

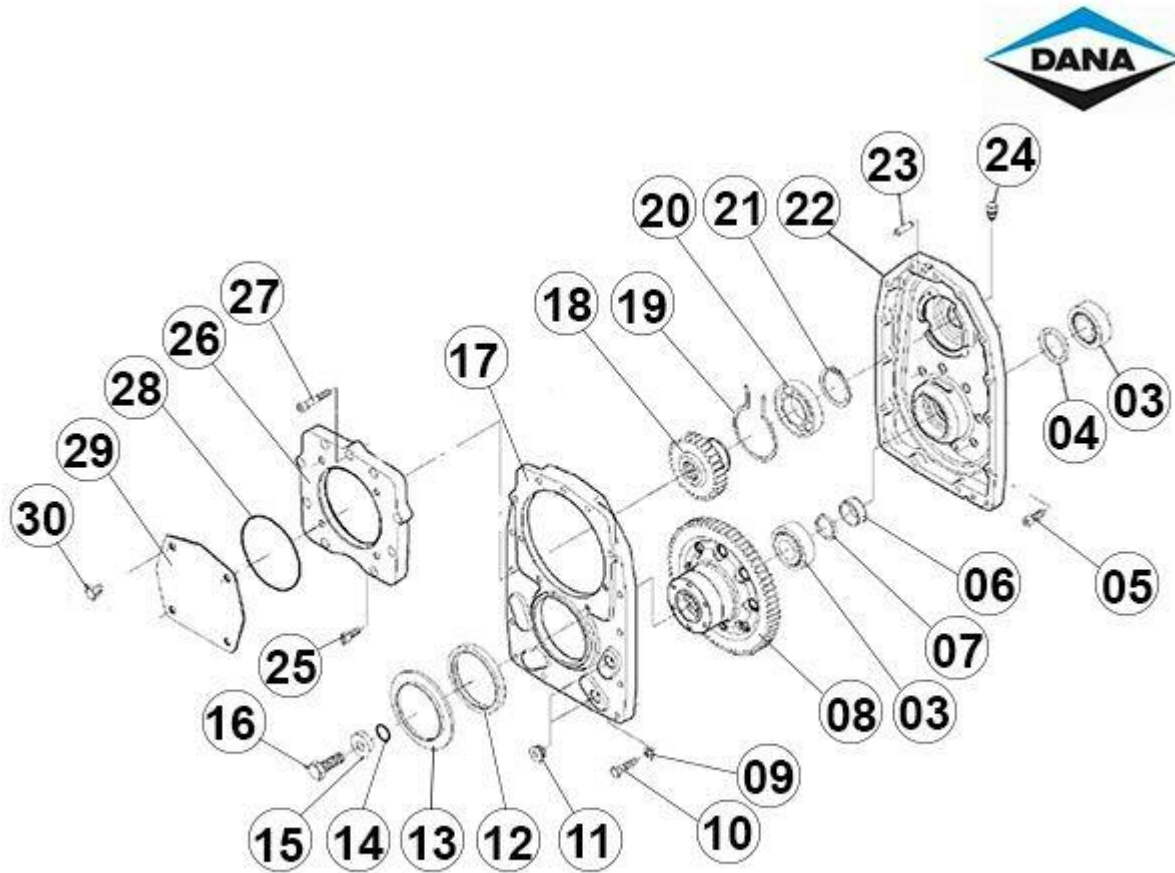


FIGURE	REFERENCE	DENOMINATION	AMOUNT
003	DA005092938	BEARING	2
004	DA001433687	O-RING	1
005	DA016040787	BOLT	8
006	DA3151400801	SPACER	1
007	DA3151400910	RING	1
008	DA3151401806	GEAR	1
009	DA011010222	SPRING WASHER	10
010	DA016030394	BOLT	10
011	DA3551461001	PLUG	2
012	DA001133603	O-RING	1
013	DA3151400601	SHEET	1
014	DA001050041	O-RING	1
015	DA3151400503	WASHER	1

016	DA016023559	BOLT	1
017	DA3151401502	COVER	1
018	DA3131400611	GEAR	1
019	DA3131400501	CIRCLIP	1
020	DA005013296	BALL BEARING	1
021	DA002010636	CIRCLIP	1
022	DA3151401402	HOUSING	1
023	DA014020332	PIN	2
024	DA3151401601	VENT	1
025	DA016040421	CYLINDER BOLT	4
026	DA3131400301	COVER	1
027	DA016040748	CYLINDER BOLT	5
028	DA001052606	O-RING	1
029	DA7231405303	SHEET	1
030	DA016010378	BOLT	4

**COMMENTS**

---

MOD.3488 Anteriormente salieron diversas maquinas con puentes DANA: 651 60216 651 60239 651 59061 651 60481 651 60482 651 60483

## 03. TRANSMISSION

### REAR AXLE (5)

CHASSIS: 67596

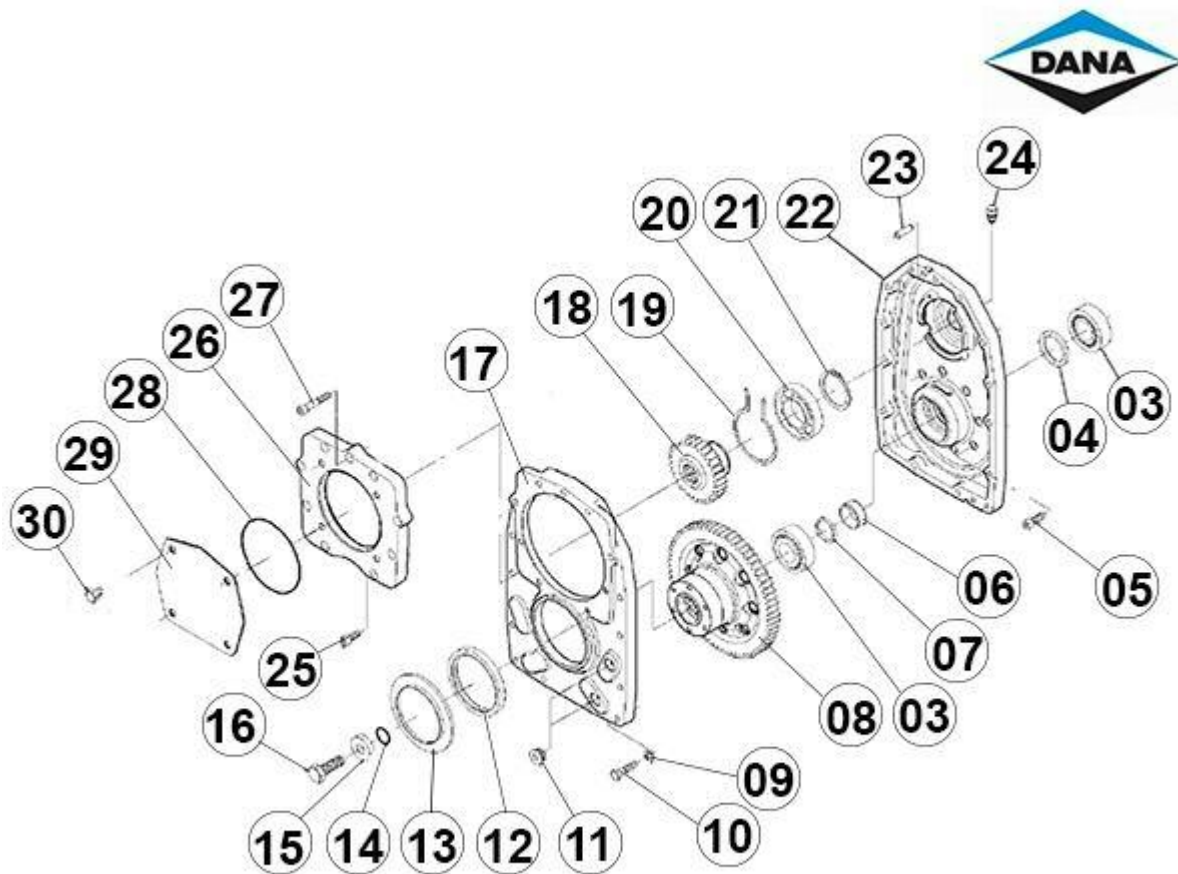


FIGURE	REFERENCE	DENOMINATION	AMOUNT
003	DA005092938	BEARING	2
004	DA001433687	O-RING	1
005	DA016040787	BOLT	8
006	DA3151400801	SPACER	1
007	DA3151400910	RING	1
007	DA3151401004	RING	1
008	DA3151401806	GEAR	1
009	DA011010222	SPRING WASHER	10
010	DA016030394	BOLT	10
011	DA3551461001	PLUG	2
012	DA001133603	O-RING	1
013	DA3151400601	SHEET	1
014	DA001050041	O-RING	1

015	DA3151400503	WASHER	1
016	DA016023559	BOLT	1
017	DA3151401502	COVER	1
018	DA3131400611	GEAR	1
019	DA3131400501	CIRCLIP	1
020	DA005013296	BALL BEARING	1
021	DA002010636	CIRCLIP	1
022	DA3151401402	HOUSING	1
023	DA014020332	PIN	2
024	DA3151401601	VENT	1
025	DA016040421	CYLINDER BOLT	4
026	DA3131400301	COVER	1
027	DA016040748	CYLINDER BOLT	5
028	DA001052606	O-RING	1
029	DA7231405303	SHEET	1
030	DA016010378	BOLT	4

**COMMENTS**

---

MOD.4108

## 04. CHASSIS

### CHASSIS (PART 1)

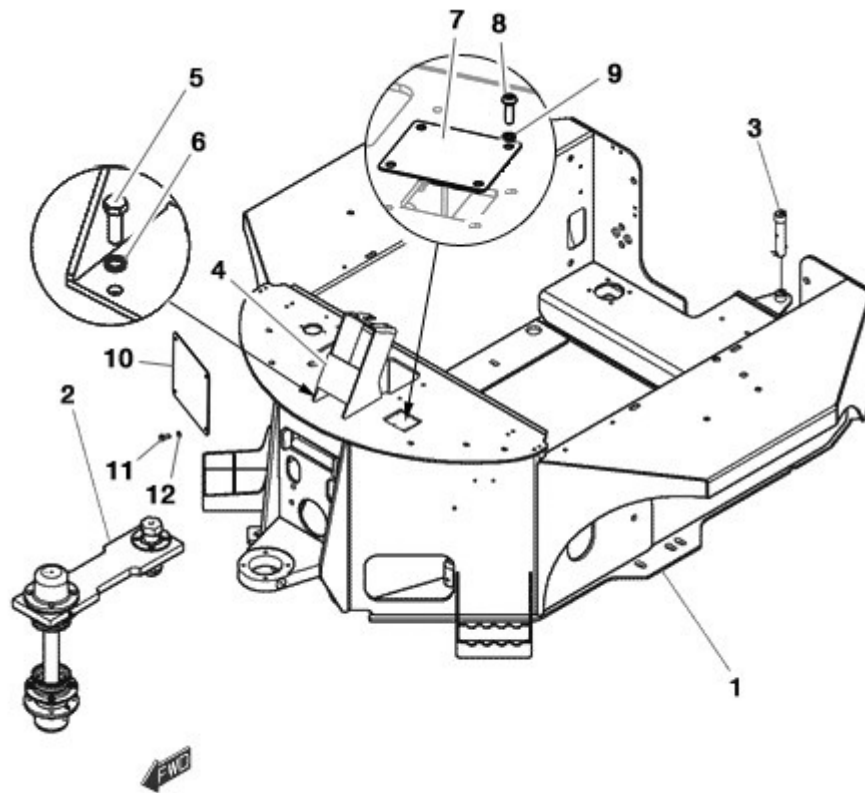


FIGURE	REFERENCE	DENOMINATION	AMOUNT
001	65.04102.03	FRAME, REAR 2054x1695x585	1
002	65.04101.00	FRAME	1
003	15.08350.00	SHAFT, FULL 25x30x135	1
004	65.04179.01	SUPPORT 255x131x117, STEERING	1
005	603.08025.86	SCREW DIN933 M8x25	4
006	104.08000.00	WASHER DIN7980 D8	4
007	65.04188.00	COVER 115x100x2	1
008	630.08025.96	SCREW ISO7380	4
009	104.08000.00	WASHER DIN7980 D8	4
010	65.04187.00	COVER 180x144x2	1
011	630.06015.96	SCREW ISO7380 M6x15	4
012	104.06000.00	WASHER DIN7980 D6	4



## 04. CHASSIS

### CHASSIS (PART 1)

CHASSIS: 77871

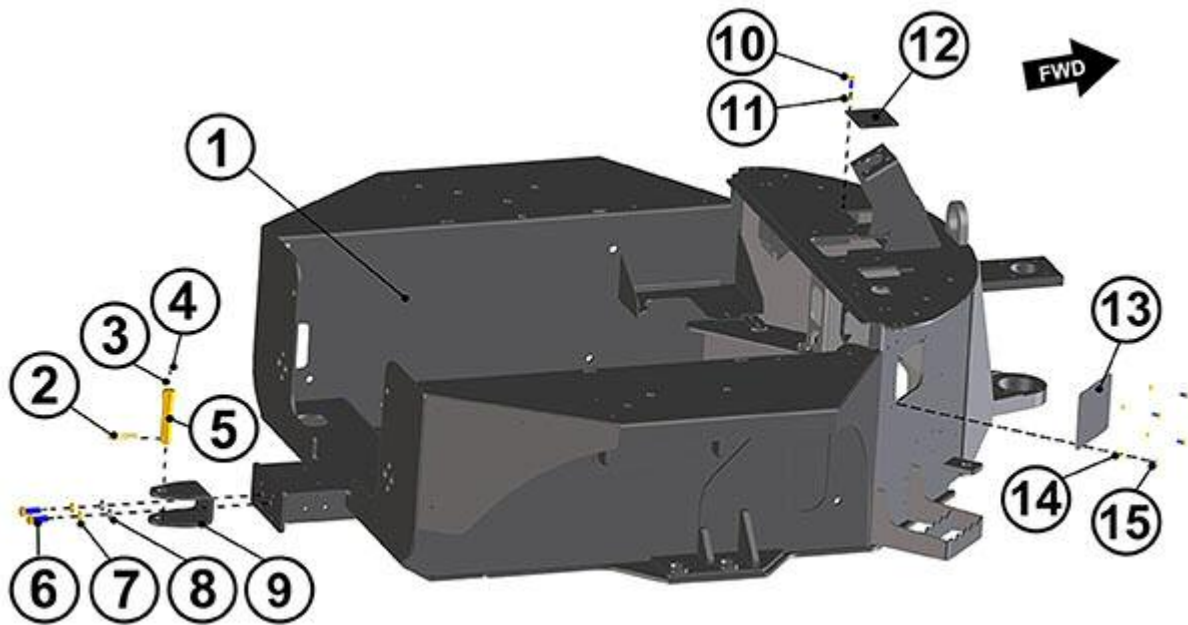


FIGURE	REFERENCE	DENOMINATION	AMOUNT
001	65.04102.05	REAR CHASIS 1964X1695X682	1
002	15.00836.00	PIN DIN11024 R4	1
003	701.05000.66	NUT DIN934 M5x0.8	1
004	603.05010.86	SCREW DIN933 M5x10	1
005	15.00835.00	AXLE CPA/GRA 25x30x135	1
006	603.14040.86	SCREW DIN933 M14x40	2
007	105.14000.66	D14 WASHER DIN7980	2
008	101.14000.66	WASHER DIN125 D14	2
009	70.08090.00	support 80X100X125	1
010	630.08025.96	SCREW ISO7380	4
011	104.08000.00	WASHER DIN7980 D8	4
012	65.04188.00	COVER 115x100x2	1
013	65.04187.00	COVER 180x144x2	1
014	104.06000.00	WASHER DIN7980 D6	4
015	603.06015.86	SCREW DIN933 M6x15	4

#### COMMENTS

MOD.4560



## 04. CHASSIS

### CHASSIS (PART 2)

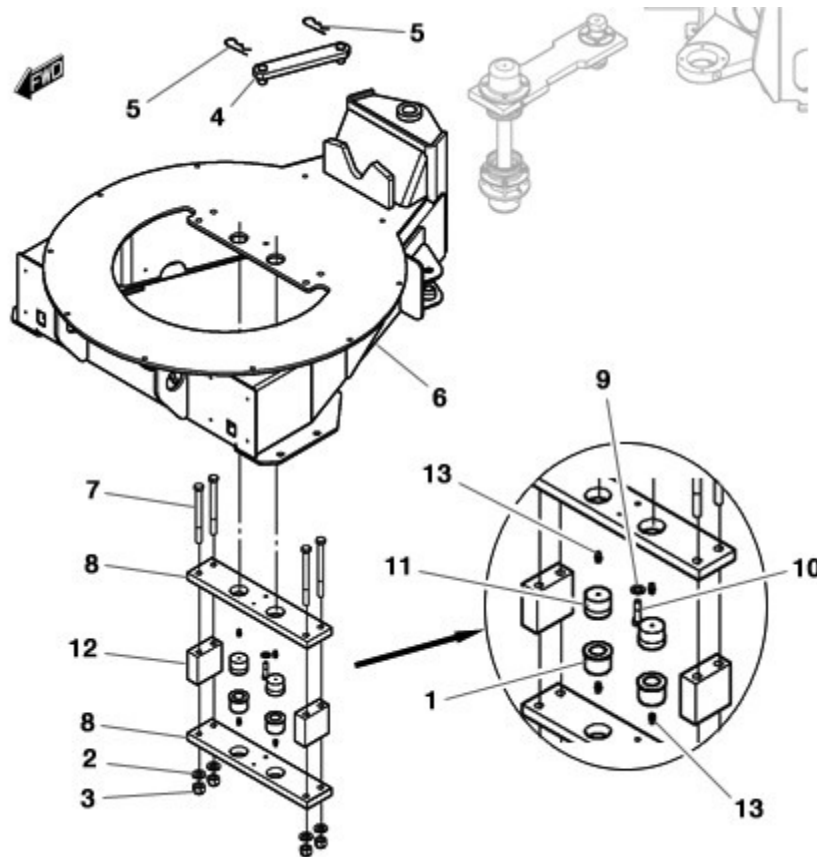


FIGURE	REFERENCE	DENOMINATION	AMOUNT
001	64.04228.00	BUSHING 9,5x32x51	2
002	101.16000.66	WASHER DIN125 D16	4
003	711.16000.66	NUT DIN982 M16 8.8 K	4
004	64.06223.00	CON ROD 50x55x300	1
005	15.00836.02	PIN	2
006	65.04100.02	FRAME, FRONT 1347x1087x440	1
007	604.16190.94	BOLT DIN931 M16x190 12K	4
008	64.04226.00	SUPPORT 25x100x490, FIXING	2
009	104.12000.00	WASHER DIN7980 D12	1
010	604.12045.86	SCREW DIN931	1
011	64.04229.00	BUSHING 9,5x32x51	2
012	64.04227.00	SUPPORT 50x100x100, FIXING	2
013	901.08000.33	GREASER DIN71412-A M8x1,25	4

# 04. CHASSIS

## CHASSIS AXLE

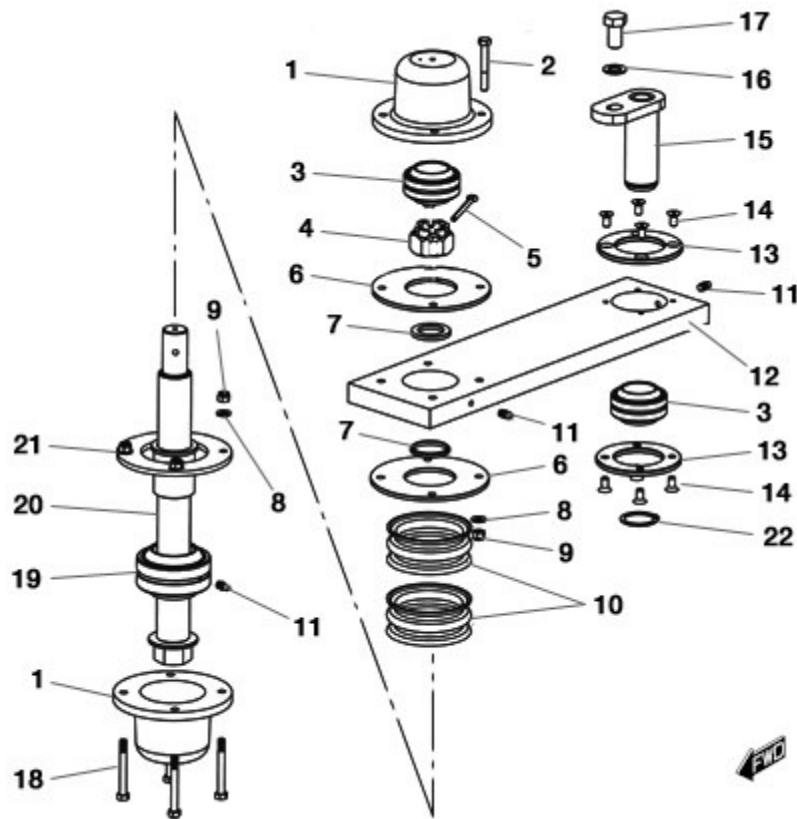


FIGURE	REFERENCE	DENOMINATION	AMOUNT
001	64.06210.00	COVER 82x145	2
002	604.08060.86	SCREW DIN931 M8x60	4
003	941.40040.00	BUSHING	2
004	01.01319.00	NUT DIN935 M30x2x30	1
005	401.06070.60	PIN DIN94 6x70	1
006	65.04142.00	COVER 145x5	2
007	65.04148.00	WASHER 31x48x5	2
008	101.08000.66	WASHER DIN125 D8	8
009	711.08000.66	NUT DIN982 M8	8
010	64.06214.00	DUST EXCLUDER 43x103	2
011	901.08000.33	GREASER DIN71412-A M8x1,25	3
012	65.04141.01	CON ROD 68x507	1
013	64.06219.00	COVER 6x104	2
014	618.08016.86	FLAT HEAD SOCKET CAP SCREW DIN7991 M8x16	8
015	64.06224.00	SPINDLE 40x120	1
016	104.16000.00	CIR-CLIP EXT. DIN7980	1

017	603.16030.86	BOLT DIN933 M16x30	1
018	604.08070.86	SCREW DIN931	4

## 04. CHASSIS

### CHASSIS AXLE

FIGURE	REFERENCE	DENOMINATION	AMOUNT
019	941.50056.00	BUSHING	1
020	65.04144.00	AXLE	1
021	65.04143.00	COVER 140x6	1
022	904.40000.00	RING DIN471	1

## 04. CHASSIS

### CHASSIS AXLE

CHASSIS: 60284

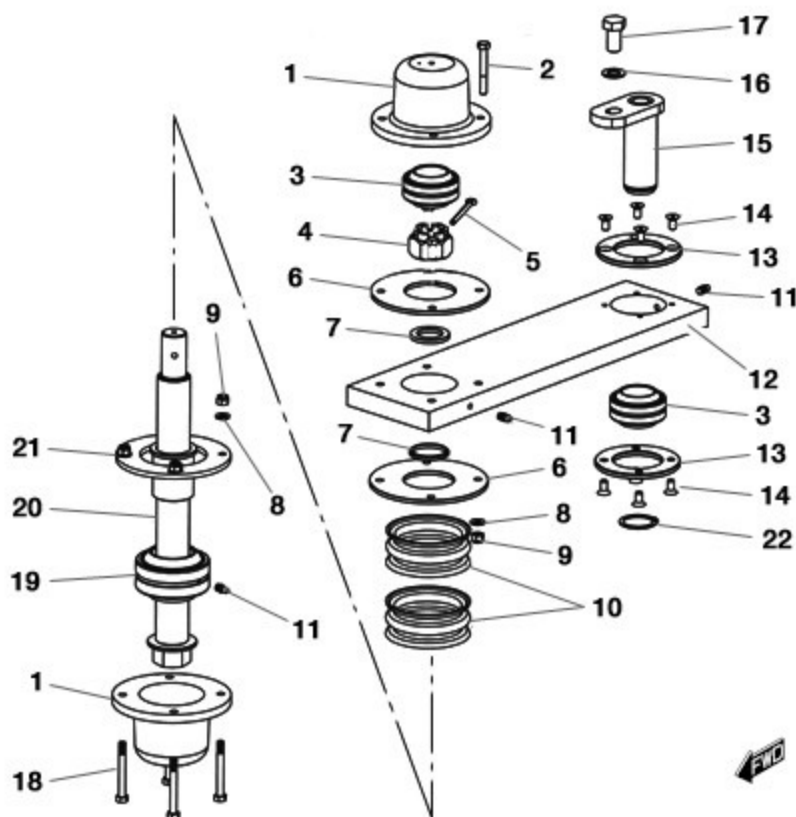


FIGURE	REFERENCE	DENOMINATION	AMOUNT
001	64.06210.00	COVER 82x145	2
002	604.08060.86	SCREW DIN931 M8x60	4
003	941.40040.00	BUSHING	2
004	01.01319.00	NUT DIN935 M30x2x30	1
005	401.06070.60	PIN DIN94 6x70	1
006	65.04142.00	COVER 145x5	2
007	65.04148.00	WASHER 31x48x5	2
008	101.08000.66	WASHER DIN125 D8	8
009	711.08000.66	NUT DIN982 M8	8
010	64.06214.00	DUST EXCLUDER 43x103	2
011	901.08000.33	GREASER DIN71412-A M8x1,25	3
012	65.04141.01	CON ROD 68x507	1
013	64.06219.00	COVER 6x104	2
014	618.08016.86	FLAT HEAD SOCKET CAP SCREW DIN7991 M8x16	8
015	64.06224.00	SPINDLE 40x120	1
016	104.16000.00	CIR-CLIP EXT. DIN7980	1

017	603.16030.86	BOLT DIN933 M16x30	1
018	604.08070.86	SCREW DIN931	4

## 04. CHASSIS

### CHASSIS AXLE

CHASSIS: 60284

FIGURE	REFERENCE	DENOMINATION	AMOUNT
019	941.50056.01	BUSHING GE50FO 2RS-2C	1
021	65.04143.00	COVER 140x6	1
022	904.40000.00	RING DIN471	1

## 04. CHASSIS

### CHASSIS AXLE

CHASSIS: 60554

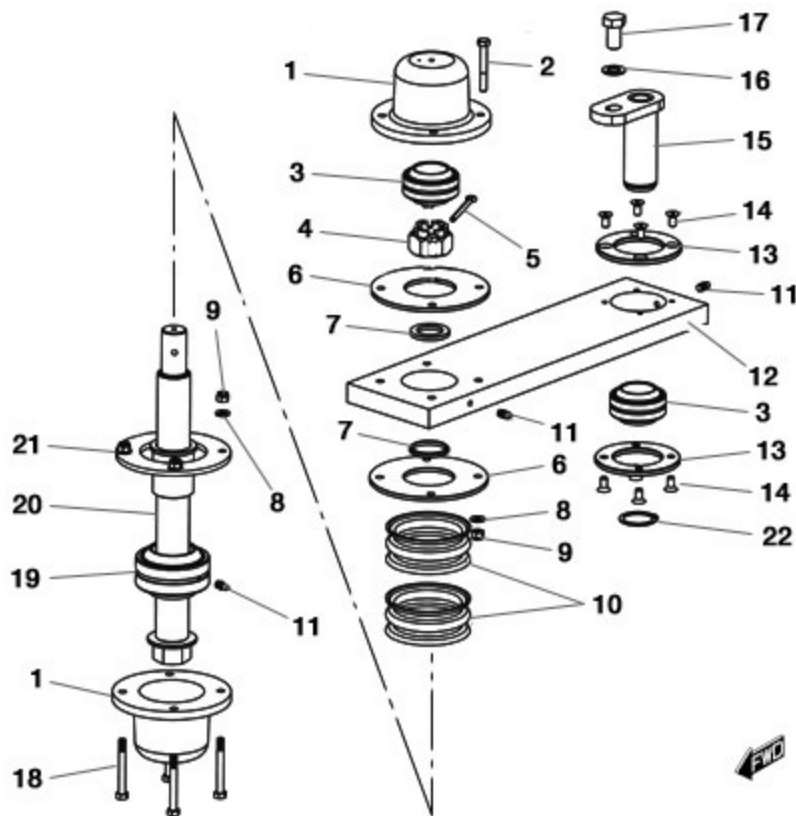


FIGURE	REFERENCE	DENOMINATION	AMOUNT
001	64.06210.00	COVER 82x145	2
002	604.08060.86	SCREW DIN931 M8x60	4
003	941.40040.01	BUSHING GE40FO 2RS-C2	2
004	01.01319.00	NUT DIN935 M30x2x30	1
005	401.06070.60	PIN DIN94 6x70	1
006	65.04142.00	COVER 145x5	2
007	65.04148.00	WASHER 31x48x5	2
008	101.08000.66	WASHER DIN125 D8	8
009	711.08000.66	NUT DIN982 M8	8
010	64.06214.00	DUST EXCLUDER 43x103	2
011	901.08000.33	GREASER DIN71412-A M8x1,25	3
012	65.04141.01	CON ROD 68x507	1
013	64.06219.00	COVER 6x104	2
014	618.08016.86	FLAT HEAD SOCKET CAP SCREW DIN7991 M8x16	8
015	64.06224.00	SPINDLE 40x120	1
016	104.16000.00	CIR-CLIP EXT. DIN7980	1

017	603.16030.86	BOLT DIN933 M16x30	1
018	604.08070.86	SCREW DIN931	4

## 04. CHASSIS

### CHASSIS AXLE

CHASSIS: 60554

FIGURE	REFERENCE	DENOMINATION	AMOUNT
019	941.50056.01	BUSHING GE50FO 2RS-2C	1
020	65.04144.00	AXLE	1
021	65.04143.00	COVER 140x6	1
022	904.40000.00	RING DIN471	1

# 04. CHASSIS

## CHASSIS AXLE

CHASSIS: 66624

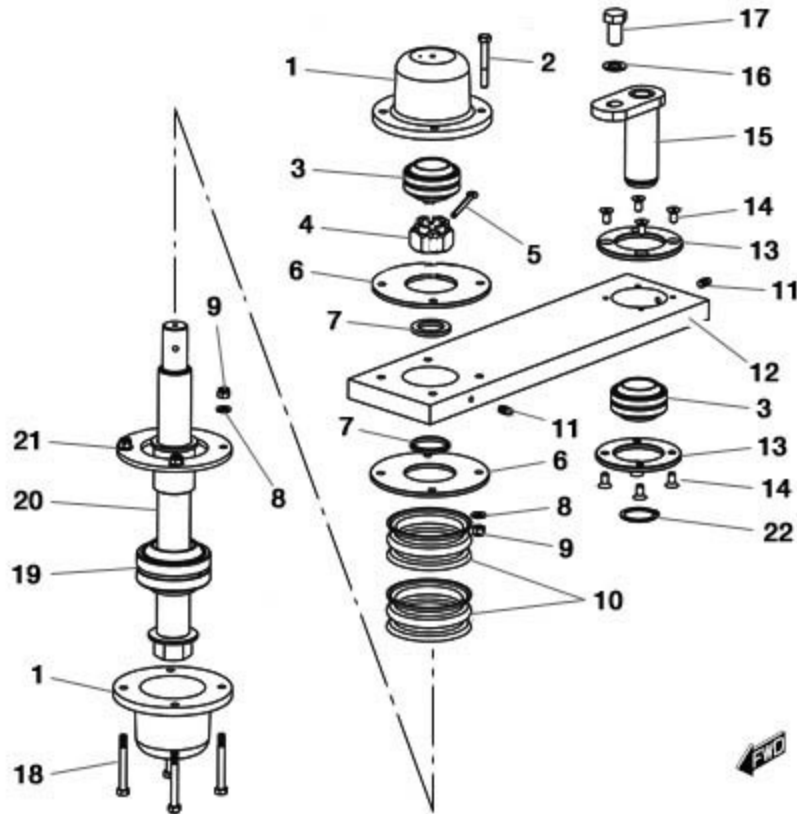


FIGURE	REFERENCE	DENOMINATION	AMOUNT
001	64.06210.01	COVER 82X145	2
002	604.08060.86	SCREW DIN931 M8x60	4
003	941.40040.01	BUSHING GE40FO 2RS-C2	2
004	01.01319.00	NUT DIN935 M30x2x30	1
005	401.06070.60	PIN DIN94 6x70	1
006	65.04142.00	COVER 145x5	2
007	65.04148.00	WASHER 31x48x5	2
008	101.08000.66	WASHER DIN125 D8	8
009	711.08000.66	NUT DIN982 M8	8
010	64.06214.00	DUST EXCLUDER 43x103	2
012	65.04141.01	CON ROD 68x507	1
013	64.06219.00	COVER 6x104	2
014	618.08016.86	FLAT HEAD SOCKET CAP SCREW DIN7991 M8x16	8
015	64.06224.00	SPINDLE 40x120	1
016	104.16000.00	CIR-CLIP EXT. DIN7980	1
017	603.16030.86	BOLT DIN933 M16x30	1



018	604.08070.86	SCREW DIN931	4
019	941.50056.01	BUSHING GE50FO 2RS-2C	1

## 04. CHASSIS

### CHASSIS AXLE

CHASSIS: 66624

FIGURE	REFERENCE	DENOMINATION	AMOUNT
020	65.04144.00	AXLE	1
021	65.04143.00	COVER 140x6	1
022	904.40000.00	RING DIN471	1

## 04. CHASSIS

### CHASSIS AXLE

CHASSIS: 71411

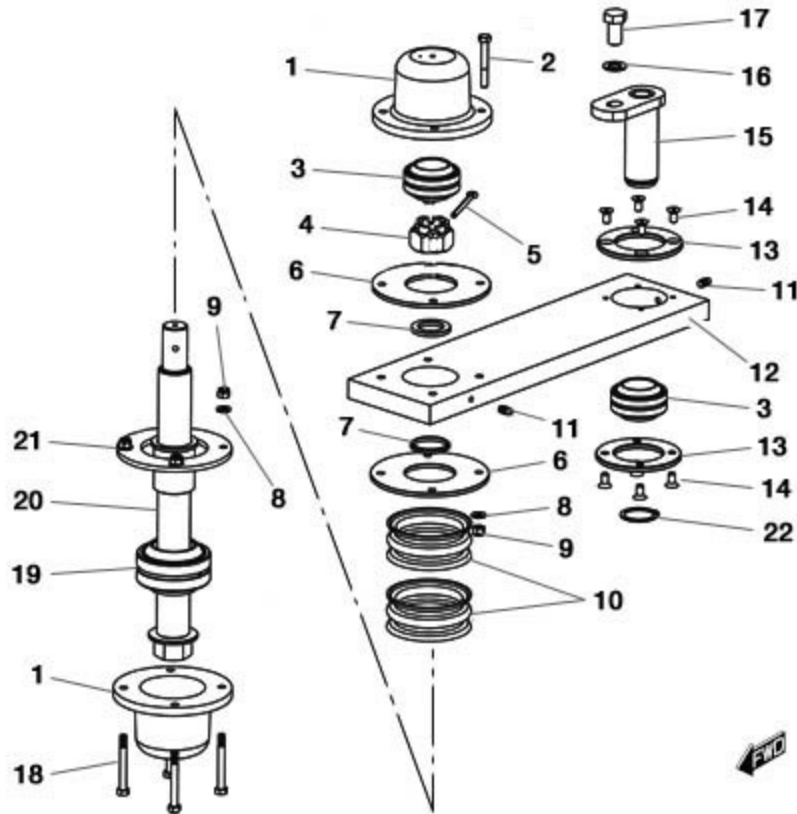


FIGURE	REFERENCE	DENOMINATION	AMOUNT
001	64.06210.02	COVER Ø93X145	2
002	604.08060.86	SCREW DIN931 M8x60	4
003	941.40040.01	BUSHING GE40FO 2RS-C2	2
004	01.01319.00	NUT DIN935 M30x2x30	1
005	401.06070.60	PIN DIN94 6x70	1
006	65.04142.00	COVER 145x5	2
007	65.04148.00	WASHER 31x48x5	2
008	101.08000.66	WASHER DIN125 D8	8
009	711.08000.66	NUT DIN982 M8	8
010	64.06214.00	DUST EXCLUDER 43x103	2
011	902.08000.33	GREASER DIN71412-C	2
012	65.04141.01	CON ROD 68x507	1
013	64.06219.00	COVER 6x104	2
014	618.08016.86	FLAT HEAD SOCKET CAP SCREW DIN7991 M8x16	8
015	64.06224.00	SPINDLE 40x120	1
016	104.16000.00	CIR-CLIP EXT. DIN7980	1

017	603.16030.86	BOLT DIN933 M16x30	1
018	604.08070.86	SCREW DIN931	4

## 04. CHASSIS

### CHASSIS AXLE

CHASSIS: 71411

FIGURE	REFERENCE	DENOMINATION	AMOUNT
019	941.50056.01	BUSHING GE50FO 2RS-2C	1
021	65.04143.00	COVER 140x6	1
022	904.40000.00	RING DIN471	1

## 05. BRAKE ACTIVATION FOOT BRAKE

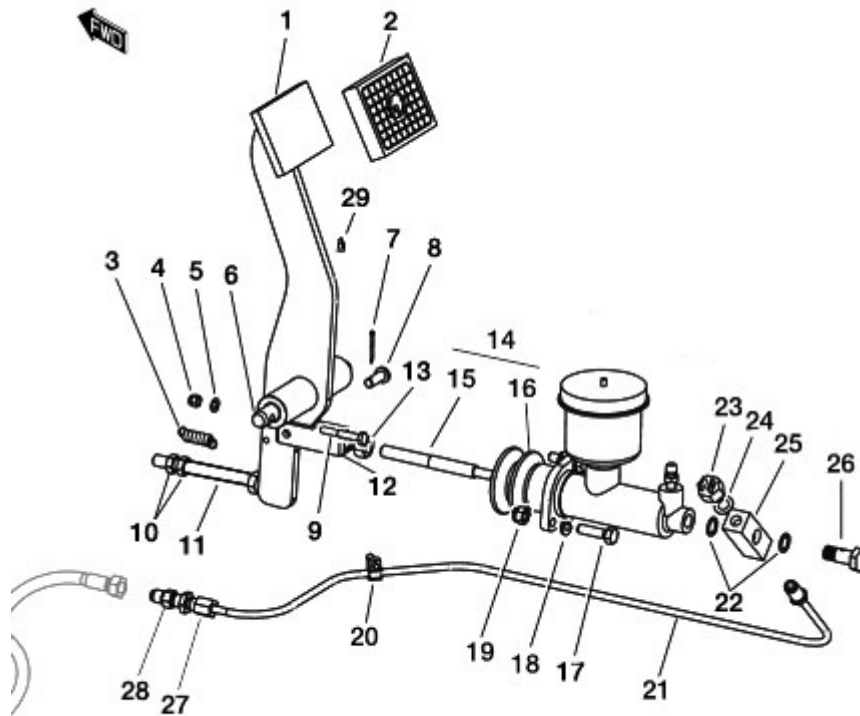


FIGURE	REFERENCE	DENOMINATION	AMOUNT
001	65.05111.00	PEDAL, BRAKE	1
002	43.07310.01	PANEL	1
003	01.00139.00	SPRING TENSION	1
004	711.06000.66	NUT DIN982 M6	1
005	101.06000.66	WASHER DIN125 D6	1
006	65.05113.00	SHAFT CYL/CYL 15x152	1
007	401.02025.60	PIN DIN94 2x25	1
008	01.00514.02	AXLE CIL/CPA	1
009	01.00564.01	ART. FORK	1
010	701.10000.66	NUT DIN934 M10x1.5	2
011	604.10100.86	SCREW DIN931	1
012	01.00564.01	ART. FORK	1
013	01.01304.00	NUT	1
014	65.05119.00	FOOTPUMP 1 1-16 36,5	1
015	43.00576.11	ROD STRAIGHT R7/16	1
016	64.05123.00	FITTING M/M	1

017	603.08030.86	SCREW DIN933 M8X30	2
018	101.08000.66	WASHER DIN125 D8	2

## 05. BRAKE ACTIVATION

### FOOT BRAKE

FIGURE	REFERENCE	DENOMINATION	AMOUNT
019	711.08000.66	NUT DIN982 M8	2
020	929.05000.00	TUBE GUIDE SUPPORT	1
021	65.05116.00	HYDRAULIC STEEL PIPE, BUNDY 4 524X149,5X81	1
022	106.12000.20	WASHER CU	2
023	43.01520.00	BRAKE FLUID SWITCH	1
024	107.10000.10	WASHER AL	1
025	55.00758.00	NIPPLE	1
026	55.00757.20	NIPPLE SCREW SIM.	1

## 05. BRAKE ACTIVATION TUBES

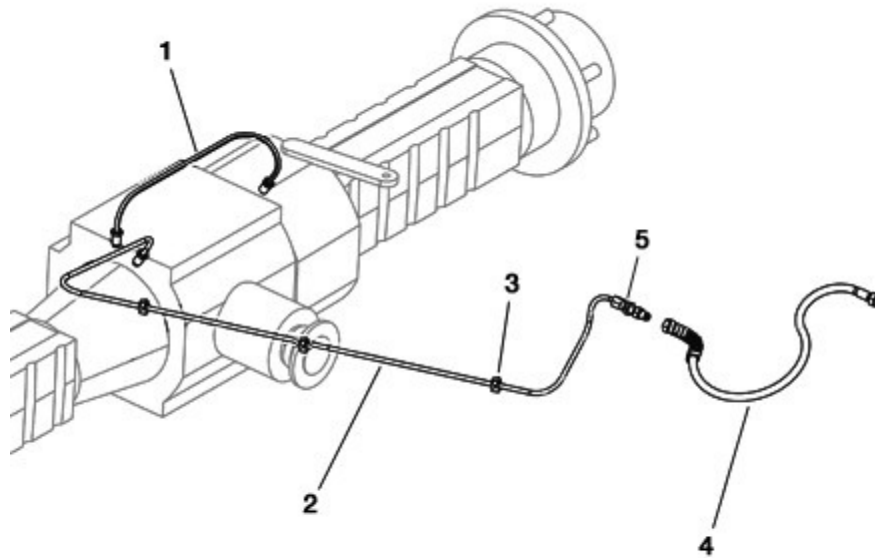


FIGURE	REFERENCE	DENOMINATION	AMOUNT
001	65.05114.00	HYDRAULIC STEEL PIPE, BUNDY 4 285X75X38	1
002	65.05115.00	HYDRAULIC STEEL PIPE, BUNDY 4 816X321X248	1
003	929.05000.00	TUBE GUIDE SUPPORT	1
004	64.05119.00	HOSE, FLEXIBLE DR7 408	1
005	64.05123.00	FITTING M/M	1

## 05. BRAKE ACTIVATION HANDBRAKE (PART 1)

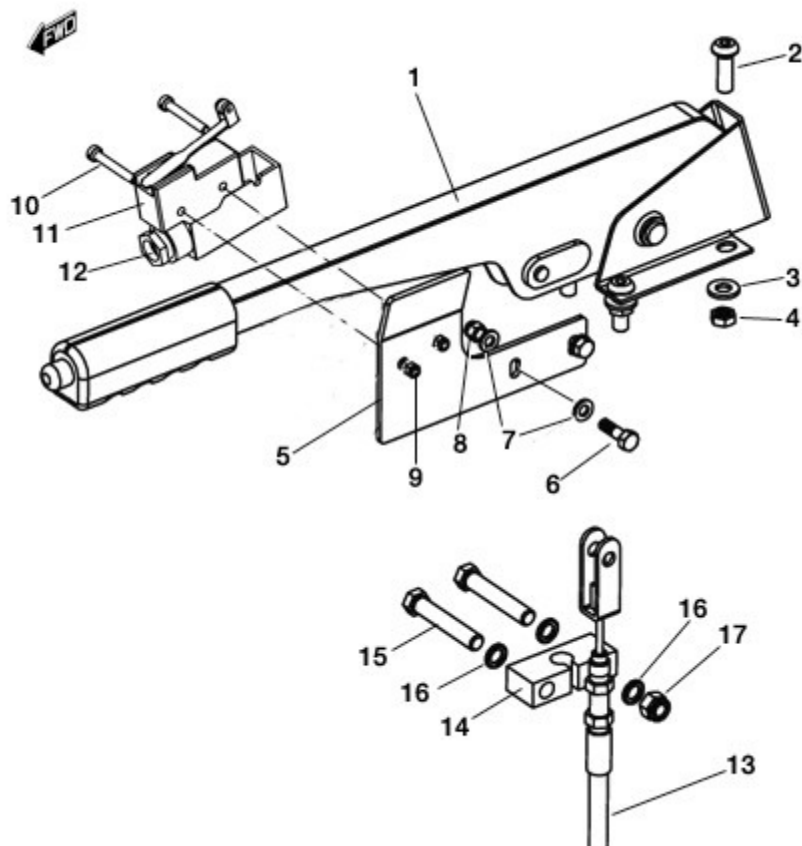


FIGURE	REFERENCE	DENOMINATION	AMOUNT
001	63.05201.00	LEVER, HANDBRAKE	1
002	630.08025.96	SCREW ISO7380	4
003	101.08000.66	WASHER DIN125 D8	4
004	701.08000.66	NUT DIN934 M8X1,25	4
005	64.05131.00	SUPPORT 140x3	1
006	604.06025.86	SCREW	2
007	101.06000.66	WASHER DIN125 D6	4
008	711.06000.66	NUT DIN982 M6	2
009	711.04000.66	NUT	2
010	604.08050.86	SCREW DIN931	2
011	60.00782.00	SWITCH	1
012	60.00783.00	OMRON PROTECCION MICRO APB-PG	1
013	64.05113.02	BRAKE CABLE, DANA 4x3850	1
014	43.00755.13	SUPPORT 15x23x64	1
015	604.08050.86	SCREW DIN931	2
016	101.08000.66	WASHER DIN125 D8	2

017

711.08000.66

NUT DIN982 M8

2



## 05. BRAKE ACTIVATION

### HANDBRAKE (PART 1)

CHASSIS: 63607

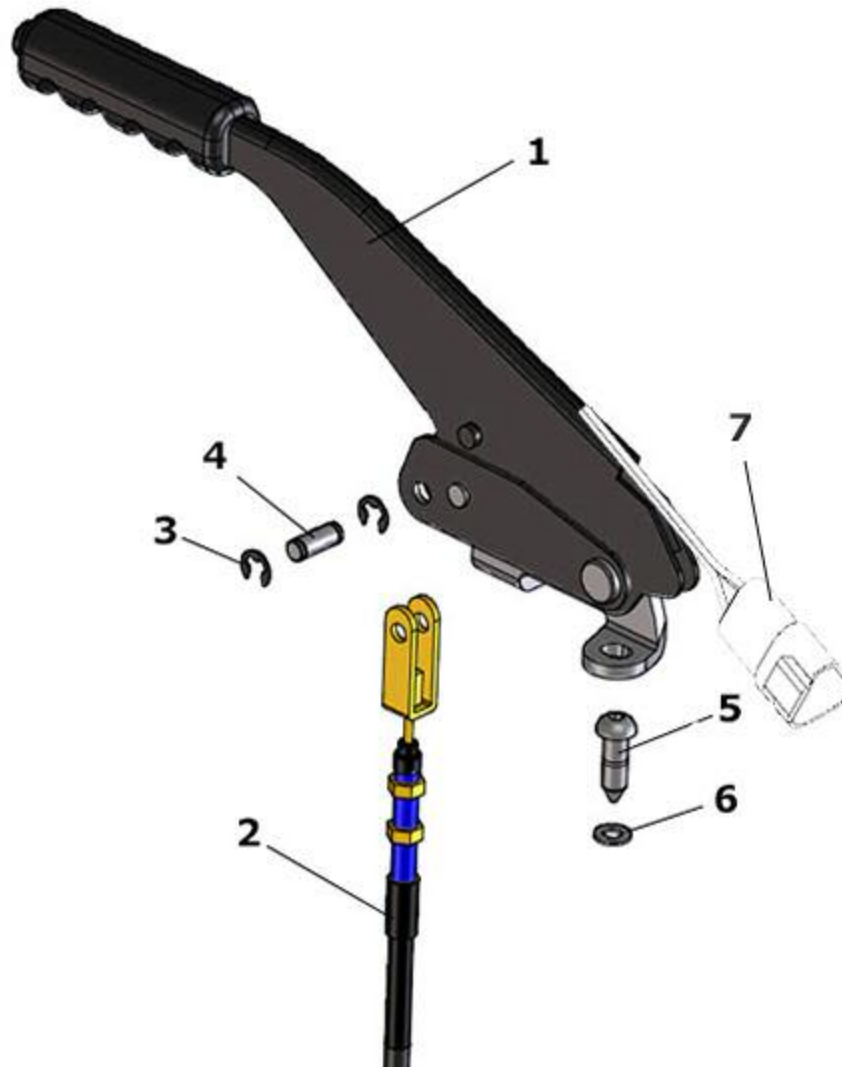


FIGURE	REFERENCE	DENOMINATION	AMOUNT
001	65.05221.00	ACC LEVER. BRAKE	1
002	64.05113.05	BRAKE CABLE, DANA 4x3850	1
003	961.08000.00	SAFETY RING DIN6799	2
004	65.05135.00	PIN 9x25	1
005	630.10025.96	SCREW ISO7380	2
006	101.10000.66	WASHER DIN125 D10	2
007	65.05223.00	HAND BRAKE SENSOR	1

## 05. BRAKE ACTIVATION

### HANDBRAKE (PART 1)

CHASSIS: 76306

REFERENCIA 7 INCLUIDA EN NUM. 1  
PART NO. 7 INCLUDED IN NO. 1

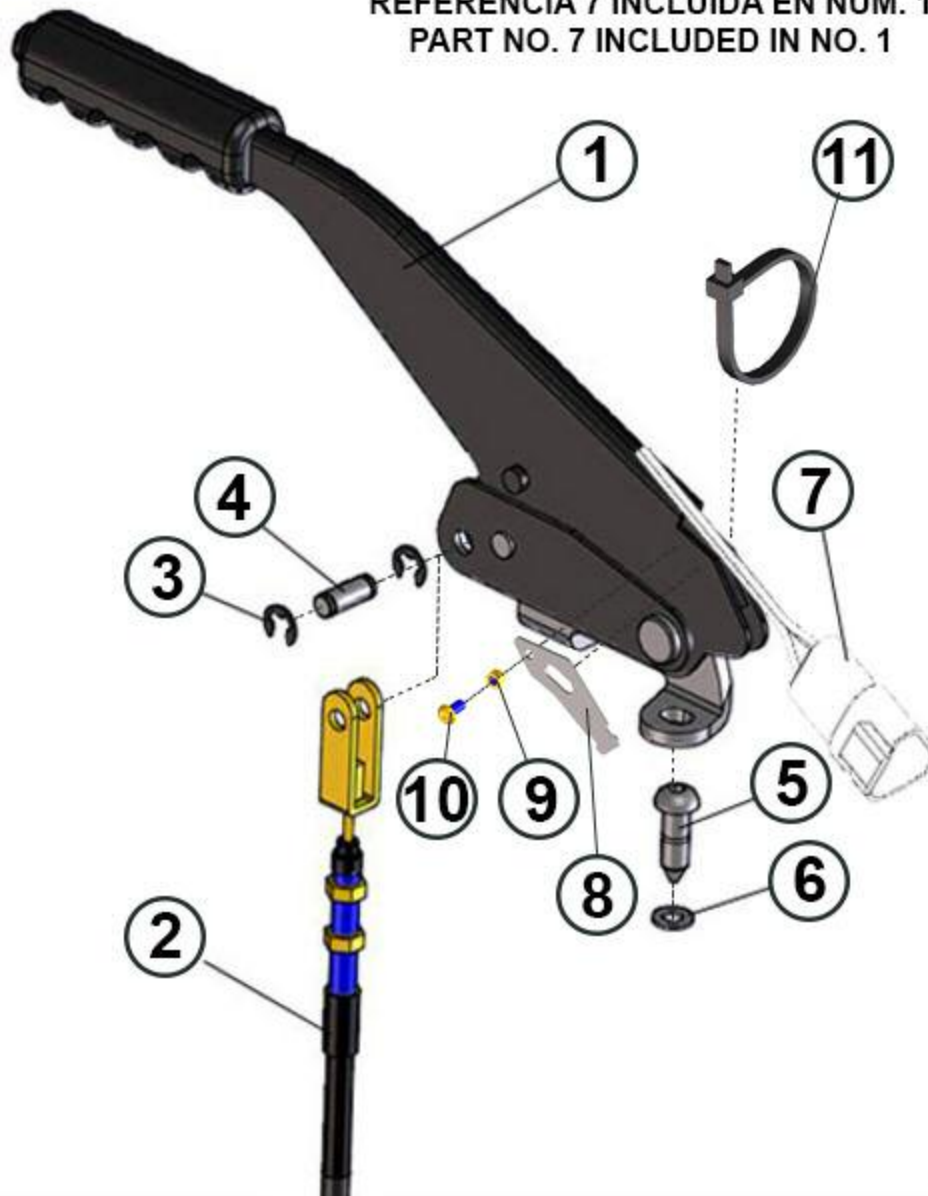


FIGURE	REFERENCE	DENOMINATION	AMOUNT
001	65.05221.00	ACC LEVER. BRAKE	1
002	64.05113.05	BRAKE CABLE, DANA 4x3850	1
003	961.08000.00	SAFETY RING DIN6799	2
004	65.05135.00	PIN 9x25	1
005	630.10025.96	SCREW ISO7380	2
006	101.10000.66	WASHER DIN125 D10	2
007	65.05223.00	HAND BRAKE SENSOR	1
008	65.05225.00	WIRE FIXING BRACKET	1

009	720.05000.66	NUT DIN985 M5	1
010	630.05010.96	SCREW ISO7380	1
011	931.05370.00	CLAMP TAPE 5x370	1

**COMMENTS**

---

MOD.5701A

## 05. BRAKE ACTIVATION

### HANDBRAKE (PART 1)

CHASSIS: 83105

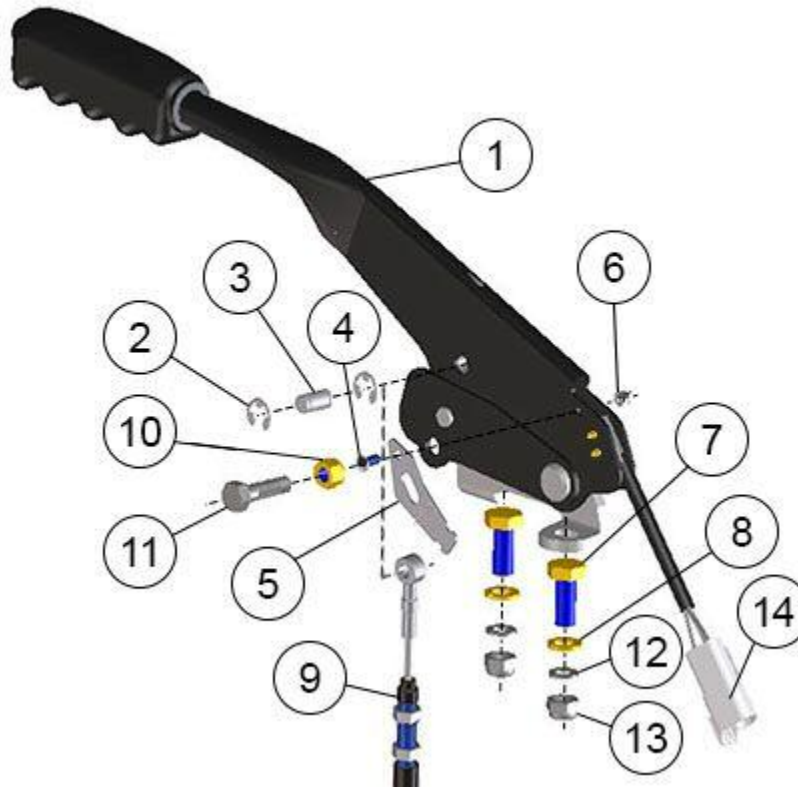


FIGURE	REFERENCE	DENOMINATION	AMOUNT
001	63.05010.01	BRAKE LEVER ACTUATION	1
002	64.05113.05	BRAKE CABLE, DANA 4x3850	2
003	961.08000.00	SAFETY RING DIN6799	1
004	65.05135.00	PIN 9x25	1
005	630.10025.96	SCREW ISO7380	1
006	101.10000.66	WASHER DIN125 D10	1
007	65.05223.00	HAND BRAKE SENSOR	2
008	65.05225.00	WIRE FIXING BRACKET	2
009	720.05000.66	NUT DIN985 M5	1
010	630.05010.96	SCREW ISO7380	1
011	931.05370.00	CLAMP TAPE 5x370	1
012	101.10000.66	WASHER DIN125 D10	2
013	711.10000.66	SHOCK ABSORBER	2
014	65.05223.00	HAND BRAKE SENSOR	1

## 05. BRAKE ACTIVATION HANDBRAKE (PART 2)

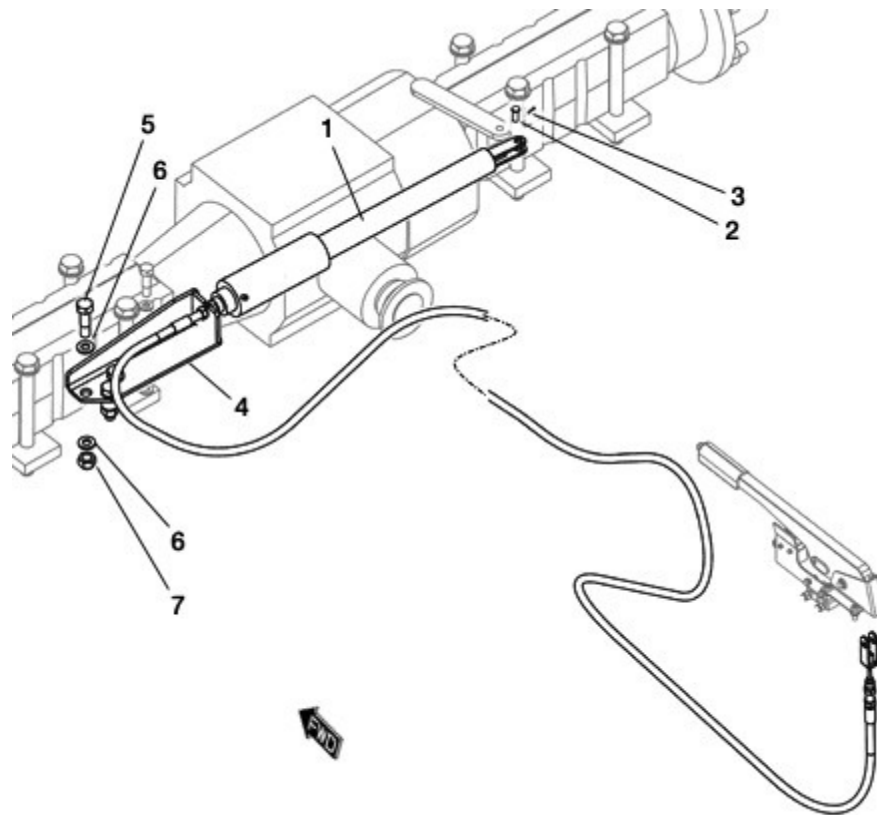


FIGURE	REFERENCE	DENOMINATION	AMOUNT
001	64.05113.02	BRAKE CABLE, DANA 4x3850	1
002	65.03117.00	PIN 9,8x28	1
003	401.02025.60	PIN DIN94 2x25	1
004	65.04190.00	SUPPORT	1
005	65.03617.00	BOLT DIN912 M10x1,5x33	3
006	101.12000.66	WASHER DIN125 D12	6
007	711.12000.66	NUT DIN982 M12	3

## 05. BRAKE ACTIVATION

### HANDBRAKE (PART 2)

CHASSIS: 63607

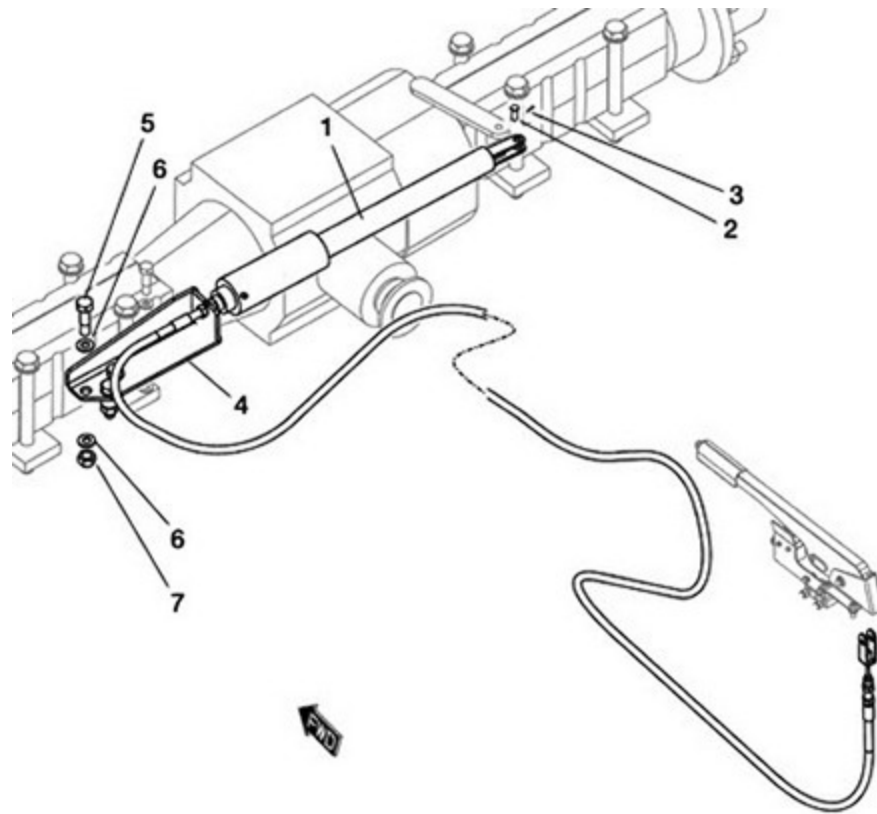


FIGURE	REFERENCE	DENOMINATION	AMOUNT
001	64.05113.05	BRAKE CABLE, DANA 4x3850	1
002	65.03117.00	PIN 9,8x28	1
003	401.02025.60	PIN DIN94 2x25	1
004	65.04190.00	SUPPORT	1
005	65.03617.00	BOLT DIN912 M10x1,5x33	3
006	101.12000.66	WASHER DIN125 D12	6
007	711.12000.66	NUT DIN982 M12	3

## 06. STEERING

### STEERING (PART 1)

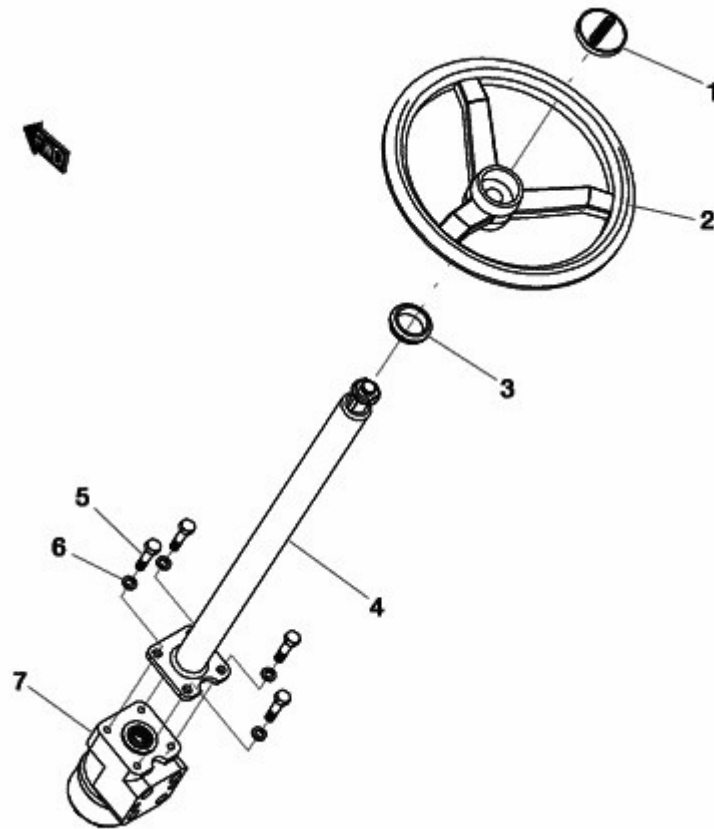


FIGURE	REFERENCE	DENOMINATION	AMOUNT
001	00.00626.03	TRIM	1
002	15.01016.01	STEERING WHEEL D21-315 WITH POMMEL	1
003	15.20727.00	NYLON BEARING 16x38x52	1
004	65.06212.00	STEERING COLUMN	1
005	604.10030.86	SCREW DIN931	4
006	104.10000.00	WASHER DIN7980 D10	4
007	65.06211.00	HYDROSTATIC STEERING	1

## 06. STEERING

### STEERING (PART 1)

CHASSIS: 79164

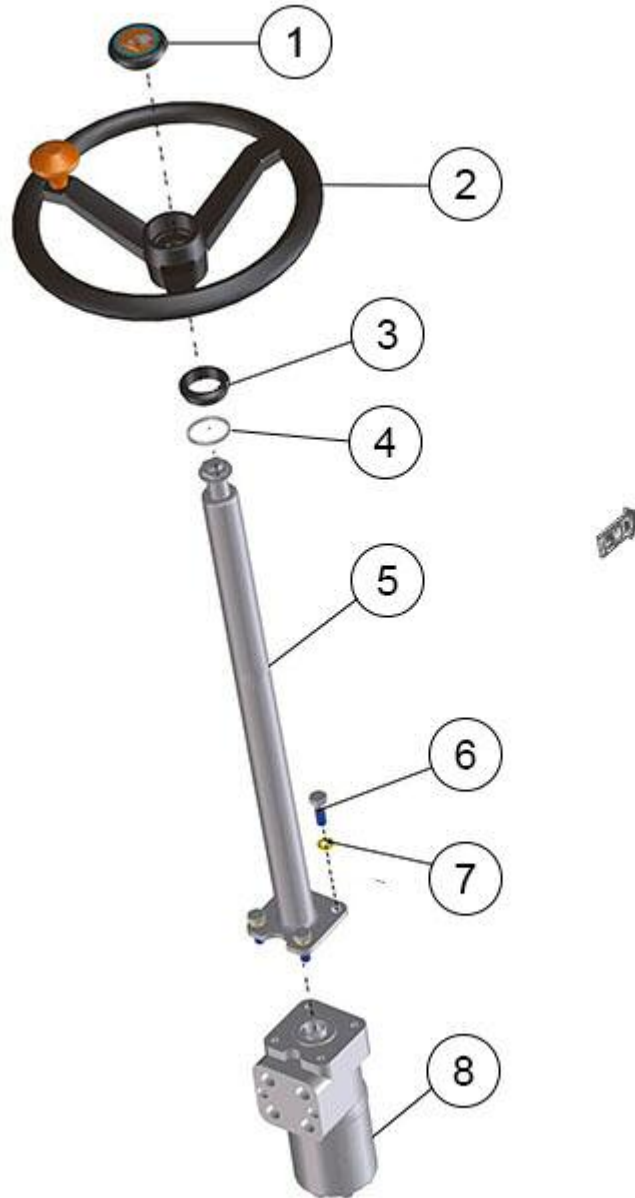


FIGURE	REFERENCE	DENOMINATION	AMOUNT
001	00.00626.03	TRIM	1
002	15.01016.01	STEERING WHEEL D21-315 WITH POMMEL	1
003	15.20727.01	NYLON BEARING 17X38X52	1
004	201.03953.50	O-RING DIN3770 D39.5XD3	1
005	65.06212.00	STEERING COLUMN	1
006	604.10030.86	SCREW DIN931	4
007	104.10000.00	WASHER DIN7980 D10	4





008 65.06211.00

HYDROSTATIC STEERING

1

## 06. STEERING

### STEERING (PART 1)

CHASSIS: 83105

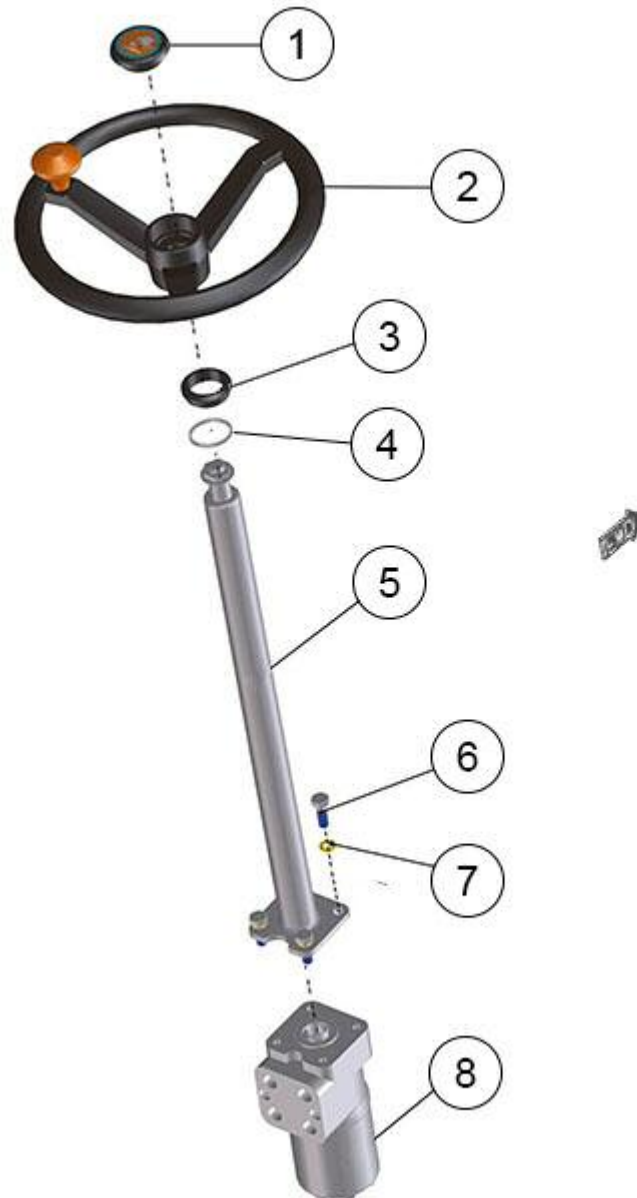


FIGURE	REFERENCE	DENOMINATION	AMOUNT
001	00.00626.03	TRIM	1
002	15.01016.01	STEERING WHEEL D21-315 WITH POMMEL	1
003	15.20727.01	NYLON BEARING 17X38X52	1
004	201.03953.50	O-RING DIN3770 D39.5XD3	1
005	65.06212.00	STEERING COLUMN	1
006	604.10030.86	SCREW DIN931	4
007	104.10000.00	WASHER DIN7980 D10	4



008 65.06231.00

HYDRAULIC STEERING

1

## 06. STEERING

### STEERING (PART 2)

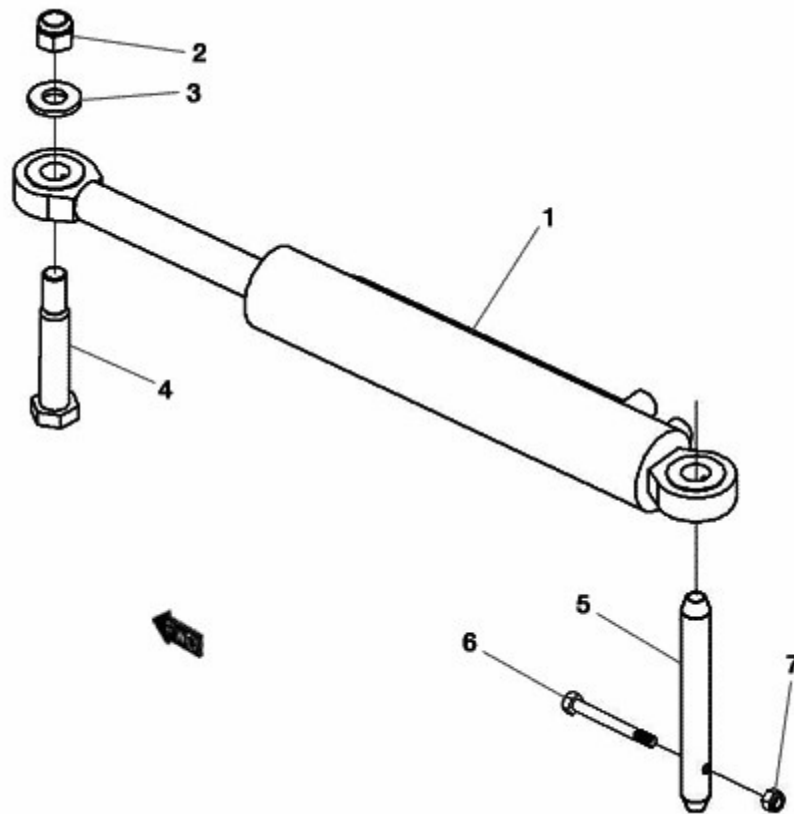


FIGURE	REFERENCE	DENOMINATION	AMOUNT
001	65.06225.00	CYLINDER 60x708	1
002	711.20000.66	NUT	1
003	101.20000.66	WASHER DIN125	1
004	64.04225.00	SHAFT 36x20x140	1
005	65.06213.00	SHAFT CYL/CYL 25x220	1
006	604.08055.86	BOLT DIN931 M8x55	1
007	711.08000.66	NUT DIN982 M8	1

## 06. STEERING

### STEERING (PART 2)

CHASSIS: 76141

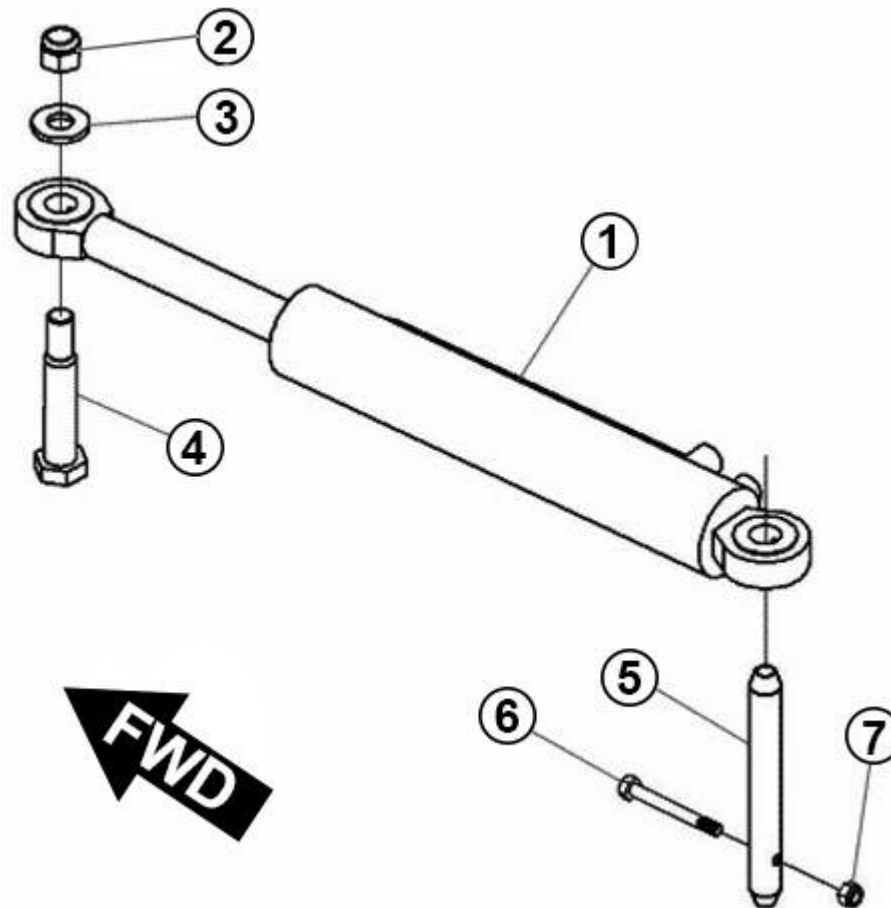


FIGURE	REFERENCE	DENOMINATION	AMOUNT
001	65.06225.01	CYLINDER D/E 60X514	1
002	711.20000.66	NUT	1
003	101.20000.66	WASHER DIN125	1
004	64.04225.00	SHAFT 36x20x140	1
005	65.06213.00	SHAFT CYL/CYL 25x220	1
006	604.08055.86	BOLT DIN931 M8x55	1
007	711.08000.66	NUT DIN982 M8	1

#### COMMENTS

MOD.4552

## 06. STEERING

### HYDRAULIC CYLINDERS

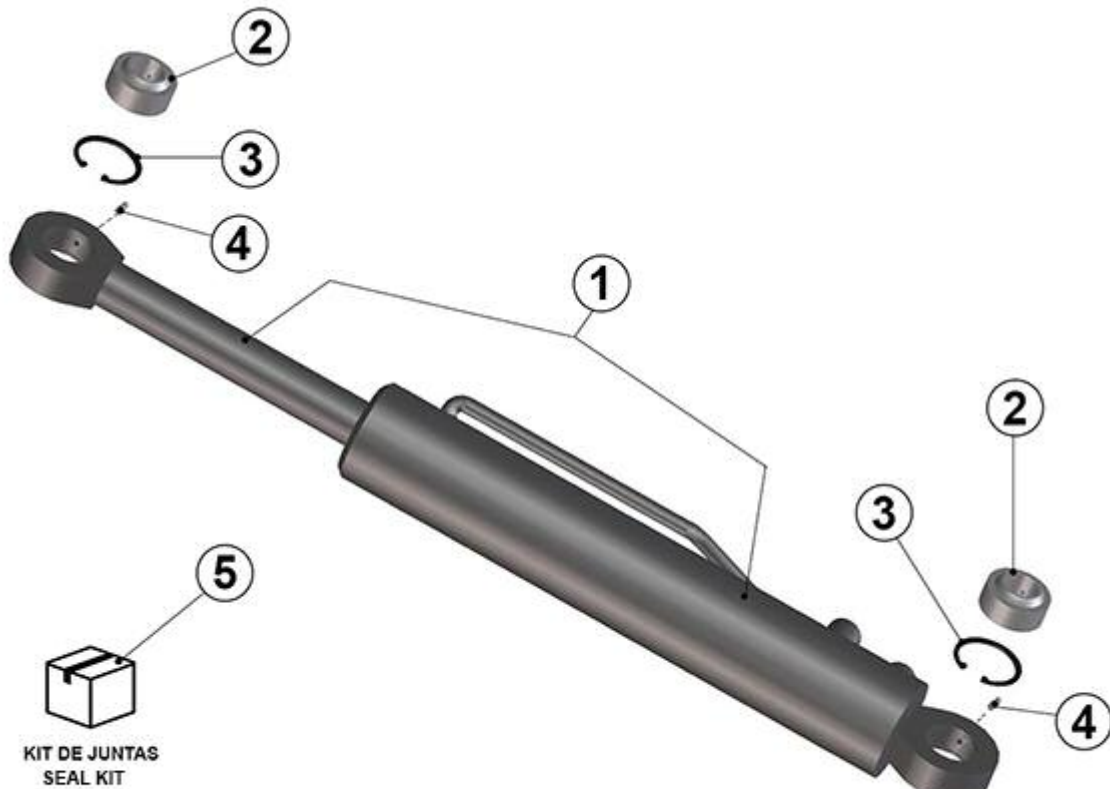


FIGURE	REFERENCE	DENOMINATION	AMOUNT
001	65.06225.00	CYLINDER 60x708	1
002	65.06222.00	BALL JOINT DIREC.	2
003	65.06224.00	O-RING	2
004	65.06221.00	CAP, GREASING	2
005	65.06214.00	SEAL KIT	1

## 07. WHEELS

### WHEELS



FIGURE	REFERENCE	DENOMINATION	AMOUNT
001A	65.07400IZ00	WHEELS SET RUEDA MONT. 10.0/75-15.3	1
001B	65.07400DE00	WHEELS SET RUEDA MONT. 10.0/75-15.3	1
002	43.10911.00	WHEEL RIM	4

## 07. WHEELS

### WHEELS

CHASSIS: 68603



FIGURE	REFERENCE	DENOMINATION	AMOUNT
001A	15.00901IZ07	COMPLETE WHEEL 10.0/75-15.3 TL 10	2
001B	15.00901DE07	COMPLETE WHEEL 10.0/75-15.3 TL 10	2
002	43.10911.00	WHEEL RIM	4



## 08. BODYWORK SHEETS (1)

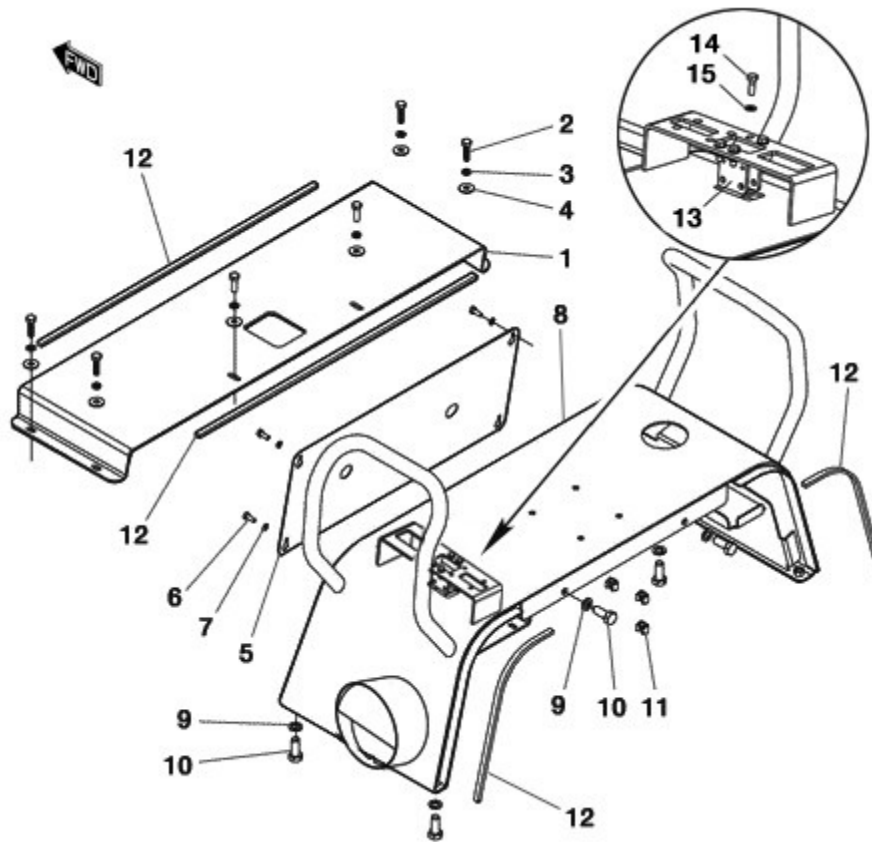


FIGURE	REFERENCE	DENOMINATION	AMOUNT
001	65.08119.00	COVER 1041x303x70	1
002	630.08025.96	SCREW ISO7380	6
003	104.08000.00	WASHER DIN7980 D8	6
004	112.08000.66	WASHER DIN9021 D8	6
005	65.08118.00	COVER 620x270x1.5	1
006	603.06010.86	SCREW DIN933 M6x10	4
007	104.06000.00	WASHER DIN7980 D6	4
008	65.08110.01	COVER 1067x667x492	1
009	104.12000.00	WASHER DIN7980 D12	6
010	603.12030.86	SCREW DIN933 M12x30	6
011	726.08003.66	NUT M8x3	3
012	472.04015.00	RUBBER PROFILE MAT.	4
013	63.08127.00	SUPPORT 65x30x57	2
014	603.08025.86	SCREW DIN933 M8x25	4
015	101.08000.66	WASHER DIN125 D8	4

# 08. BODYWORK

## SHEETS (1)

CHASSIS: 61892

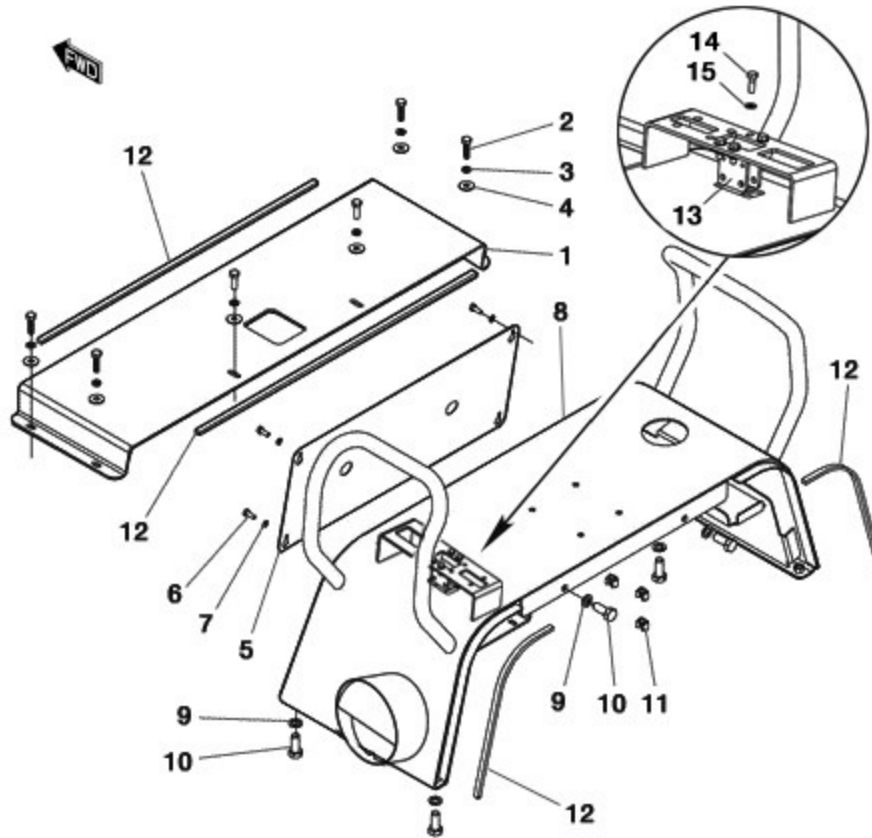


FIGURE	REFERENCE	DENOMINATION	AMOUNT
001	65.08119.00	COVER 1041x303x70	1
002	630.08025.96	SCREW ISO7380	6
003	104.08000.00	WASHER DIN7980 D8	6
004	112.08000.66	WASHER DIN9021 D8	6
005	65.08118.01	COVER 620X270X1.5	1
006	603.06010.86	SCREW DIN933 M6x10	4
007	104.06000.00	WASHER DIN7980 D6	4
008	65.08110.02	COVER 1067X667X492	1
009	104.12000.00	WASHER DIN7980 D12	6
010	603.12030.86	SCREW DIN933 M12x30	6
011	726.08003.66	NUT M8x3	3
012	472.04015.00	RUBBER PROFILE MAT.	4
013	63.08127.00	SUPPORT 65x30x57	2
014	603.08025.86	SCREW DIN933 M8x25	4
015	101.08000.66	WASHER DIN125 D8	4

## 08. BODYWORK

### SHEETS (1)

CHASSIS: 63607

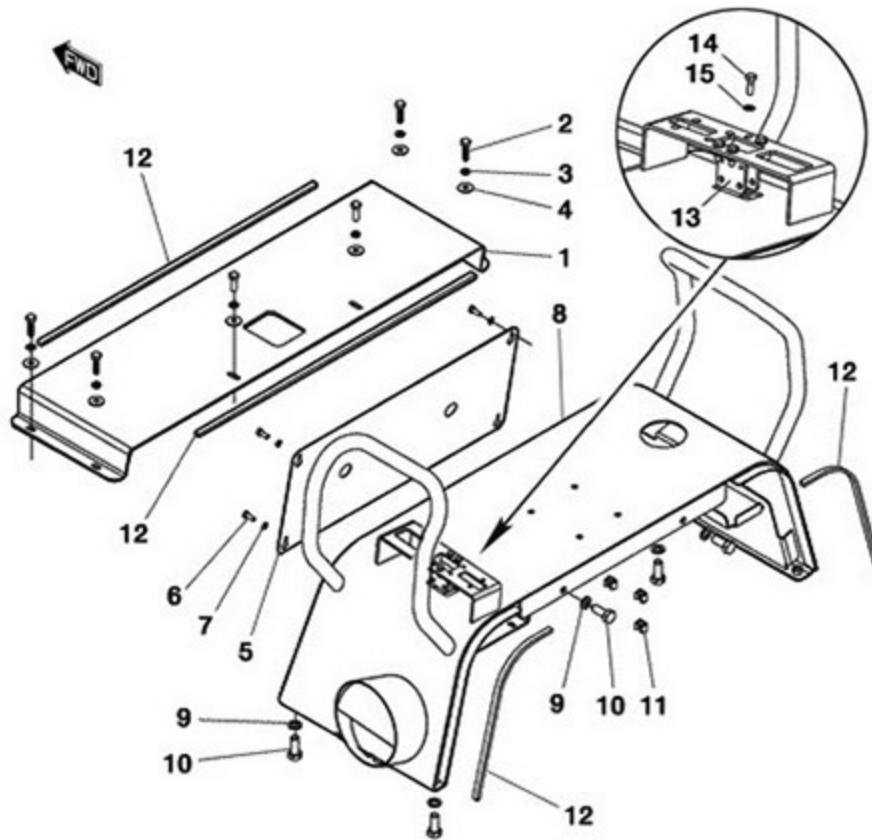


FIGURE	REFERENCE	DENOMINATION	AMOUNT
001	65.08119.00	COVER 1041x303x70	1
002	630.08025.96	SCREW ISO7380	6
003	104.08000.00	WASHER DIN7980 D8	6
004	112.08000.66	WASHER DIN9021 D8	6
005	65.08118.01	COVER 620X270X1.5	1
006	603.06010.86	SCREW DIN933 M6x10	4
007	104.06000.00	WASHER DIN7980 D6	4
008	65.08110.03	COVER. 1067X667X492	1
009	104.12000.00	WASHER DIN7980 D12	6
010	603.12030.86	SCREW DIN933 M12x30	6
011	726.08003.66	NUT M8x3	3
012	472.04015.00	RUBBER PROFILE MAT.	4
013	63.08127.00	SUPPORT 65x30x57	2
014	603.08025.86	SCREW DIN933 M8x25	4
015	101.08000.66	WASHER DIN125 D8	4

## 08. BODYWORK

### SHEETS (1)

CHASSIS: 70605

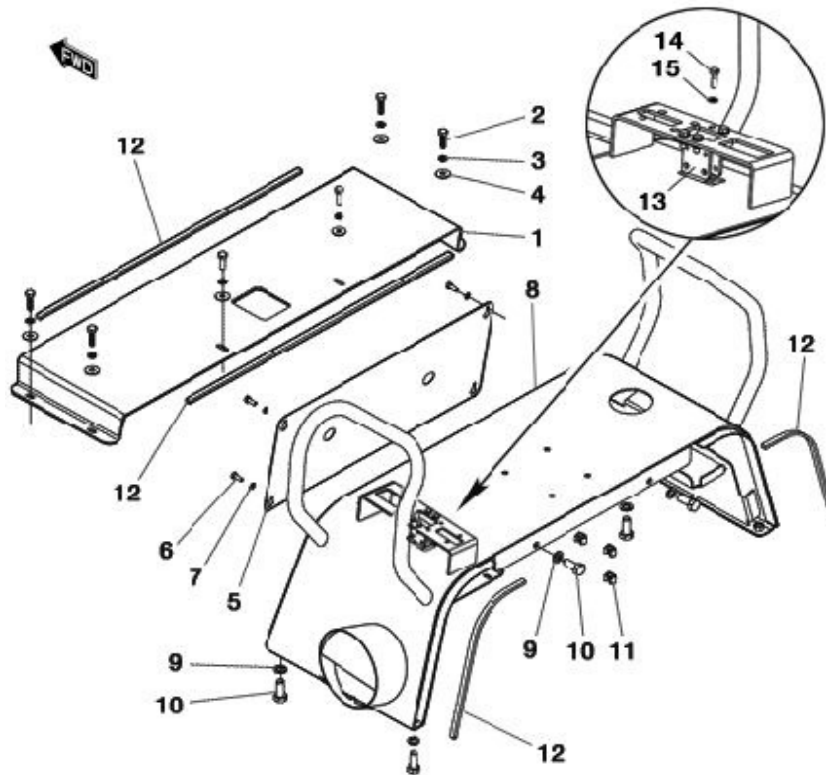


FIGURE	REFERENCE	DENOMINATION	AMOUNT
001	65.08119.00	COVER 1041x303x70	1
002	630.08025.96	SCREW ISO7380	6
003	104.08000.00	WASHER DIN7980 D8	6
004	112.08000.66	WASHER DIN9021 D8	6
005	65.08125.00	COVER 620X270X1.5 mm	1
006	603.06010.86	SCREW DIN933 M6x10	4
007	101.10000.66	WASHER DIN125 D10	6
008	65.08110.02	COVER 1067X667X492	1
009	104.12000.00	WASHER DIN7980 D12	6
010	603.12030.86	SCREW DIN933 M12x30	6
011	726.08003.66	NUT M8x3	3
012	472.04015.00	RUBBER PROFILE MAT.	4
013	63.08127.00	SUPPORT 65x30x57	2
014	603.08025.86	SCREW DIN933 M8x25	4
015	101.08000.66	WASHER DIN125 D8	4

## 08. BODYWORK

### SHEETS (1)

CHASSIS: 72700



FIGURE	REFERENCE	DENOMINATION	AMOUNT
001	65.08130.00		1
002	105.12000.66	WASHER DIN7980 D12	4
003	603.12030.86	SCREW DIN933 M12x30	4
004	603.12030.86	SCREW DIN933 M12x30	2
005	105.12000.66	WASHER DIN7980 D12	2
006	708.12000.66	NUT	2
007	65.08125.00	COVER 620X270X1.5 mm	1
008	105.06000.66	CIR-CLIP DIN7980	4
009	603.06010.86	SCREW DIN933 M6x10	4
010	65.08119.00	COVER 1041x303x70	1
011	630.08025.96	SCREW ISO7380	6
012	112.08000.66	WASHER DIN9021 D8	6

#### COMMENTS

MOD.4355

## 08. BODYWORK

### SHEETS (1)

CHASSIS: 83105



FIGURE	REFERENCE	DENOMINATION	AMOUNT
001	65.08130.03	FLANGE SEAT 1100X492X341	1
002	105.12000.66	WASHER DIN7980 D12	4
003	603.12030.86	SCREW DIN933 M12x30	4
004	603.12030.86	SCREW DIN933 M12x30	2
005	105.12000.66	WASHER DIN7980 D12	2
006	708.12000.66	NUT	2
007	65.08125.00	COVER 620X270X1.5 mm	1
008	105.06000.66	CIR-CLIP DIN7980	4
009	603.06010.86	SCREW DIN933 M6x10	4
010	65.08119.00	COVER 1041x303x70	1
011	630.08025.96	SCREW ISO7380	6
012	112.08000.66	WASHER DIN9021 D8	6

## 08. BODYWORK SHEETS (2)

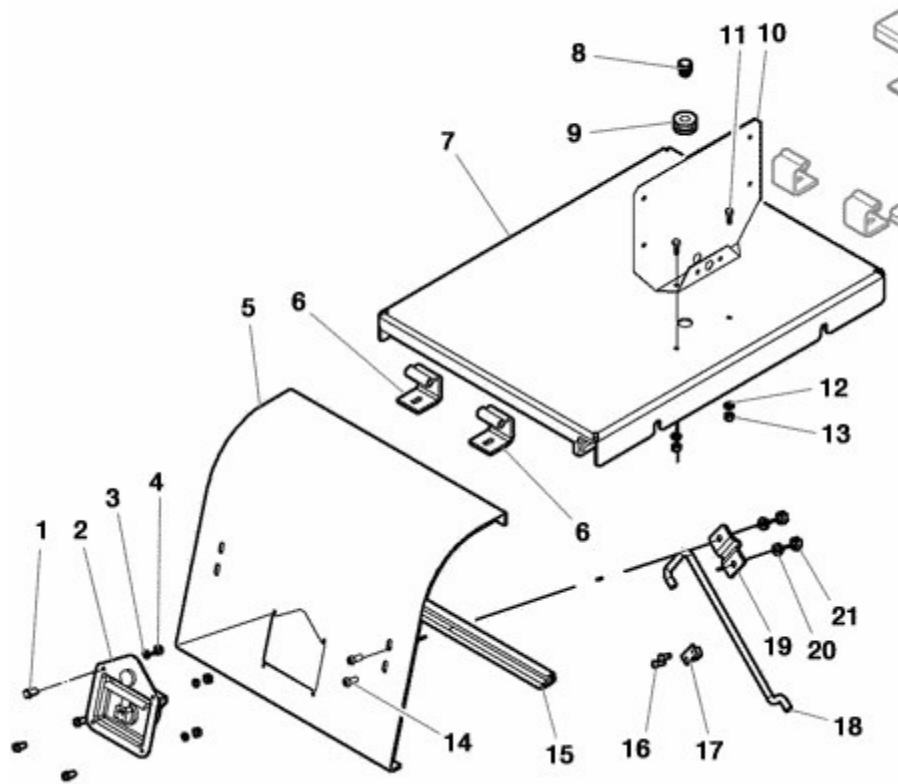


FIGURE	REFERENCE	DENOMINATION	AMOUNT
001	615.04015.66	SCREW DIN84 M4x15	8
002	64.08119.00	CLOSING WITH KEY	2
003	104.04000.00	WASHER DIN7980 D4	8
004	701.04000.66	NUT DIN934 M4	8
005	65.08112.00	COVER 422,5x331x233	2
006	64.08116.00	HINGE 8x40	4
007	65.08111.00	COVER 674x432x50	1
008	02.32013.00	CAP	1
009	16.00760.00	BUSH	1
010	46.10754.00	PIN SUPPORT 25x195x250	1
011	603.05051.86	SCREW	2
012	104.05000.00	WASHER DIN7980 D5	2
013	701.05000.66	NUT DIN934 M5x0.8	2
014	630.06015.96	SCREW ISO7380 M6x15	4
015	472.00410.00	RUBBER PROFILE 22X22	2
016	504.02510.60	RIVET 2,4x10	4

017	65.08121.00	HOSE CLAMP Ø6	2
018	65.08115.00	ROD	2

## 08. BODYWORK SHEETS (2)

FIGURE	REFERENCE	DENOMINATION	AMOUNT
019	65.08116.00	CLAMP 7	2
020	104.06000.00	WASHER DIN7980 D6	4
021	701.06000.66	NUT DIN934 M6X1	4



## 08. BODYWORK

### CAB

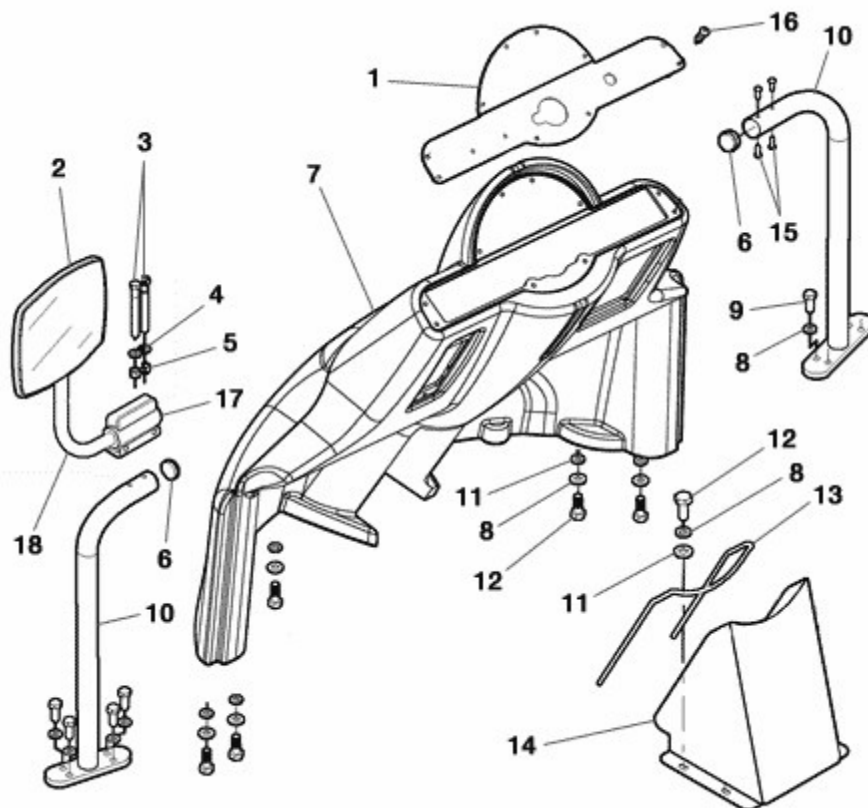


FIGURE	REFERENCE	DENOMINATION	AMOUNT
001	70.11010.00	SUPPORT 503x184x2	1
002	09.11009.00	REARVIEW MIRROR COMPLETE ASSY	1
003	601.05050.86	SCREW DIN912	2
004	101.05000.66	WASHER DIN125 D5	2
005	711.05000.66	NUT DIN982 M5	2
006	02.32035.00	CAP	2
007	65.08211.00	PROTECTOR, STEERING SUPPORT	1
008	104.08000.00	WASHER DIN7980 D8	14
009	630.08020.96	SCREW ISO7380	10
010	64.04412.00	TUBE, METALLIC	2
011	101.08000.66	WASHER DIN125 D8	8
012	603.08025.86	SCREW DIN933 M8x25	8
013	472.00007.00	RUBBER PROFILE MAT.	1
014	65.08212.00	COVER 280x224x223	1
015	502.05025.60	RIVET DIN1476 5x25 (POP)	4
016	630.05010.96	SCREW ISO7380	16



017	09.11012.00	SOP. EJE 18X25X75 RETROVISOR	1
018	09.11010.00	SUPPORT 16X143X143	1

## 08. BODYWORK

### CAB

CHASSIS: 70170

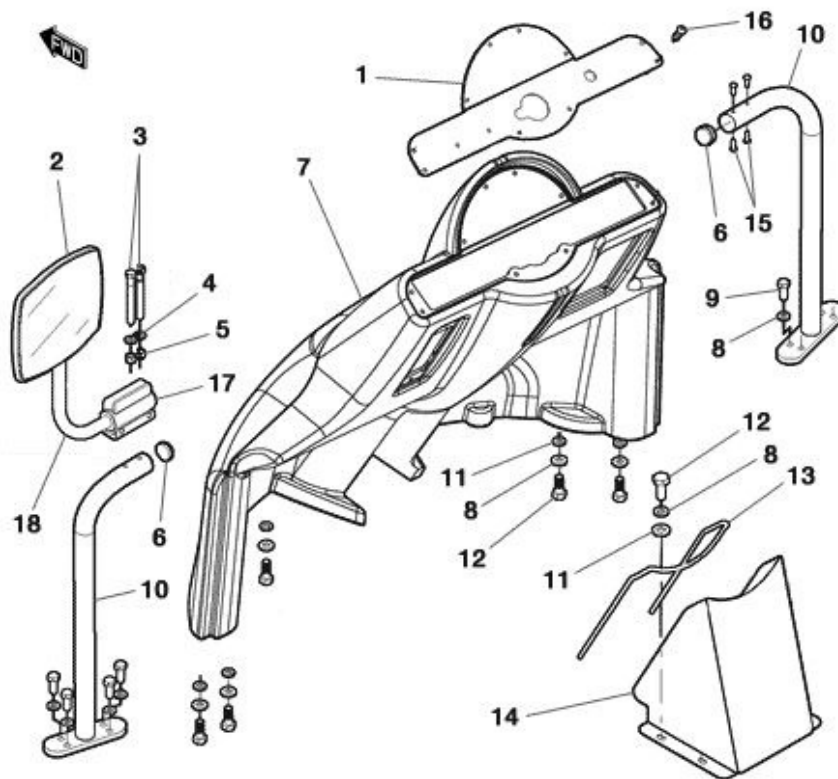


FIGURE	REFERENCE	DENOMINATION	AMOUNT
001	70.11010.00	SUPPORT 503x184x2	1
002	09.11009.00	REARVIEW MIRROR COMPLETE ASSY	1
003	601.05050.86	SCREW DIN912	2
004	101.05000.66	WASHER DIN125 D5	2
005	711.05000.66	NUT DIN982 M5	2
006	02.32035.00	CAP	2
007	65.08211.00	PROTECTOR, STEERING SUPPORT	1
008	104.08000.00	WASHER DIN7980 D8	14
009	630.08020.96	SCREW ISO7380	10
010	64.04412.00	TUBE, METALLIC	2
011	101.08000.66	WASHER DIN125 D8	8
012	603.08025.86	SCREW DIN933 M8x25	8
013	472.00007.00	RUBBER PROFILE MAT.	1
014	65.08212.00	COVER 280x224x223	1
015	502.05025.60	RIVET DIN1476 5x25 (POP)	4
016	615.05010.66	BOLT DIN84 M5x10	2



017	09.11012.00	SOP. EJE 18X25X75 RETROVISOR	1
018	09.11010.00	SUPPORT 16X143X143	1

# 08. BODYWORK

## ROPS ARCH

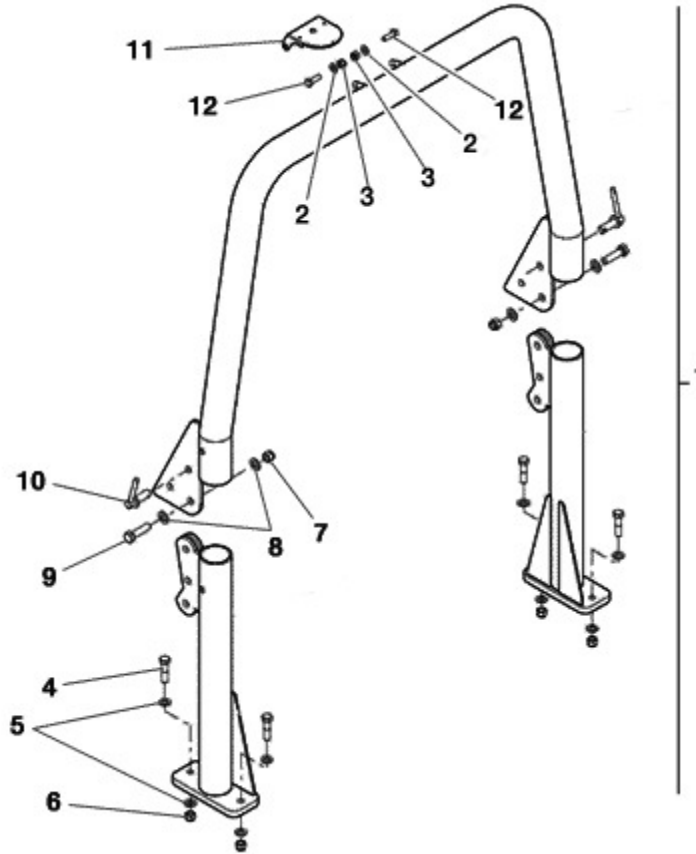


FIGURE	REFERENCE	DENOMINATION	AMOUNT
001	64.08118.01	PROTECTOR ARCH	1
002	116.08000.00	WASHER DIN125 A D8	2
003	711.08000.66	NUT DIN982 M8	2
004	604.16065.86	BOLT DIN931 M16x65	4
005	101.16000.66	WASHER DIN125 D16	8
006	711.16000.66	NUT DIN982 M16 8.8 K	4
007	718.18000.66	NUT	2
008	101.18000.66	BEARING DIN125 D18	4
009	604.18070.86	SCREW DIN931	2
010	70.08104.00	PIN WITH CHAIN	2
011	70.08106.00	SUPPORT 170x150x2	1
012	630.08020.96	SCREW ISO7380	2

# 08. BODYWORK

ROPS ARCH  
CHASSIS: 72700



FIGURE

REFERENCE

DENOMINATION

AMOUNT

000	64.08180.00	ROPS	1
002	630.08020.96	SCREW ISO7380	2
003	116.08000.00	WASHER DIN125 A D8	2
004	711.08000.66	NUT DIN982 M8	2
005	70.08106.00	SUPPORT 170x150x2	1
006	721.08003.66	NUT M8	2
007	64.08175.00	CAP. Ø90 - 465.604 - BLACK	2
009	70.08104.00	PIN WITH CHAIN	2
011	711.16000.66	NUT DIN982 M16 8.8 K	4
012	101.16000.66	WASHER DIN125 D16	4
013	604.16065.86	BOLT DIN931 M16x65	4
014	101.18000.66	BEARING DIN125 D18	4
015	718.18000.66	NUT	2
016	604.18070.86	SCREW DIN931	2
017	64.08175.00	CAP. Ø90 - 465.604 - BLACK	2

**COMMENTS**

---

MOD.4355

## 08. BODYWORK

### JOYSTICK LEVER

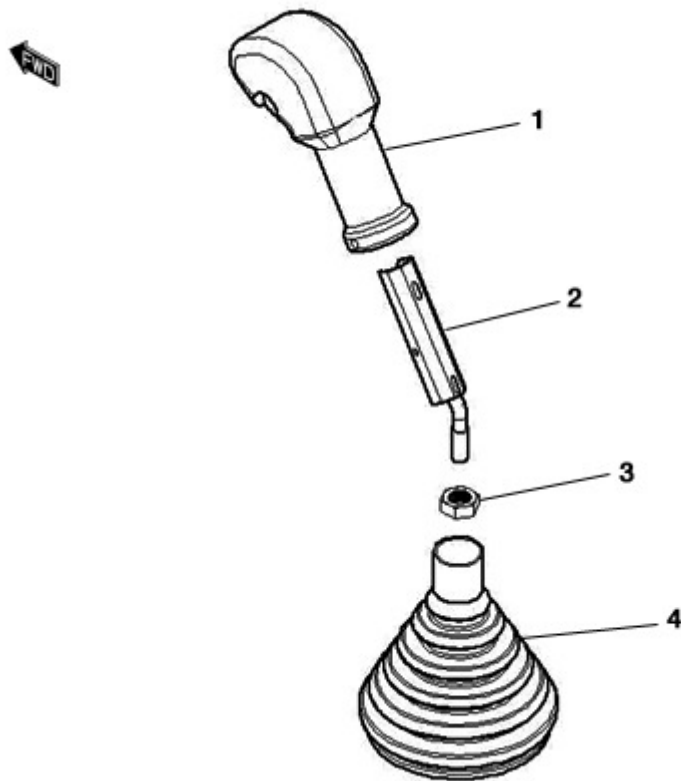


FIGURE	REFERENCE	DENOMINATION	AMOUNT
001	65.11007.00	LEVER, CONTROL	1
002	10.13154.02	AXIS CIL/ROS 180XD25XM10	1
003	701.10000.86	NUT DIN934 M10x1,5	1
004	43.50349.00	DUST PROTECTOR	1



# 08. BODYWORK

## JOYSTICK LEVER

CHASSIS: 85686

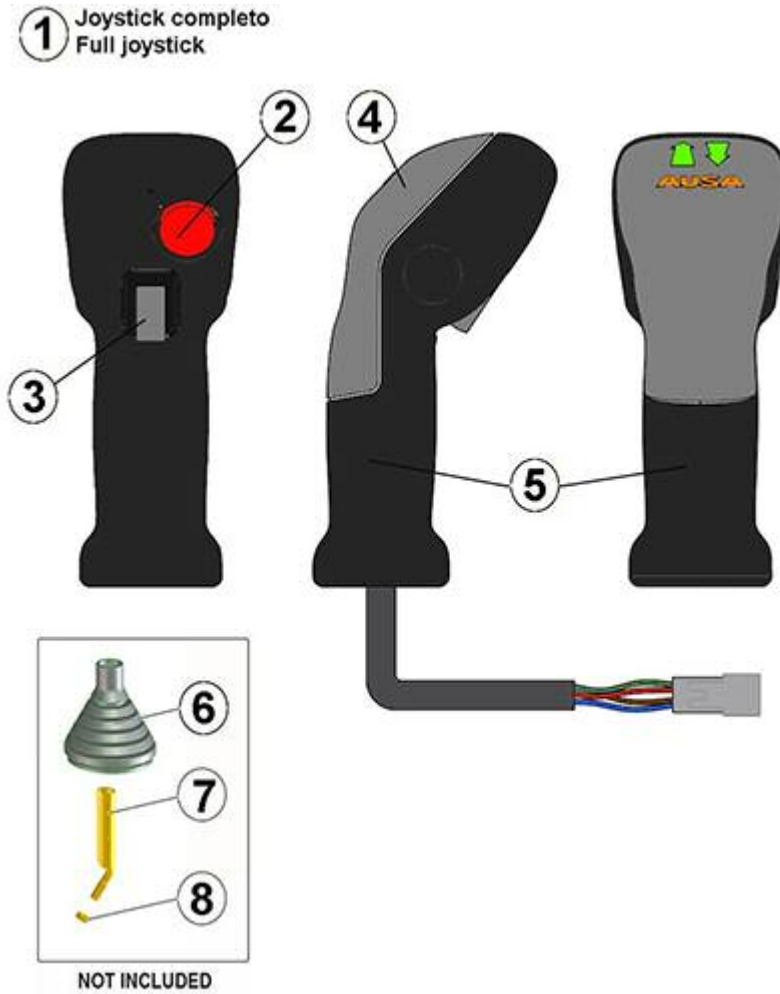


FIGURE	REFERENCE	DENOMINATION	AMOUNT
001	65.11007.01	JOYSTICK	1
002	10.14323.00	2ND SPEED BUTTON	1
003	10.14329.01	SWITCH OTTO F-N-R	1
004	12.11013.02	TOP COVER JOYSTICK	1
005	N/S	NOT DISTRIBUTED	1
006	43.50349.00	DUST PROTECTOR	1
007	10.13154.02	AXIS CIL/ROS 180XD25XM10	1
008	701.10000.66	NUT DIN934 M10x1.5	1

## 08. BODYWORK COUNTERWEIGHT

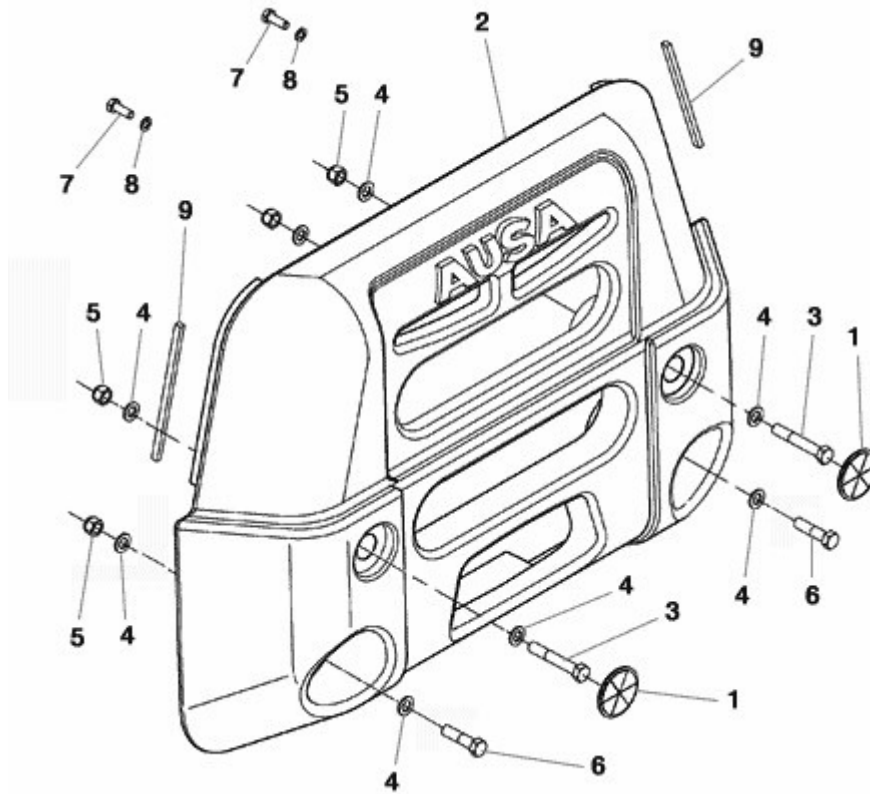


FIGURE	REFERENCE	DENOMINATION	AMOUNT
001	10.11017.00	RED REFLECTOR	2
002	65.08310.00	COUNTERWEIGHT(212'5 kg )	1
003	604.16100.86	SCREW DIN931	2
004	101.16000.66	WASHER DIN125 D16	8
005	711.16000.66	NUT DIN982 M16 8.8 K	4
006	604.16065.86	BOLT DIN931 M16x65	2
007	603.12035.86	SCREW DIN933	2
008	104.12000.00	WASHER DIN7980 D12	2
009	472.04015.00	RUBBER PROFILE MAT.	2

## 08. BODYWORK

### SEAT

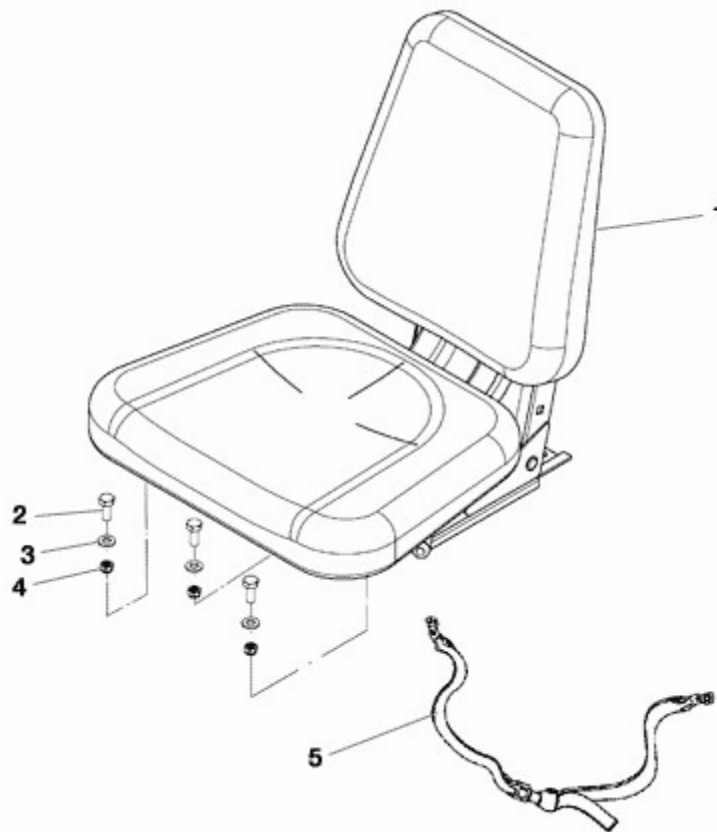


FIGURE	REFERENCE	DENOMINATION	AMOUNT
001	01.00706.07	DRIVER S SEAT	1
002	603.10025.86	SCREW DIN933 M10x25	3
003	101.10000.66	WASHER DIN125 D10	3
004	711.10000.66	SHOCK ABSORBER	3
005	45.60002.01	BELT	1

## 09. MACHINE FUNCTIONS IMPLEMENTS

### HOPPER

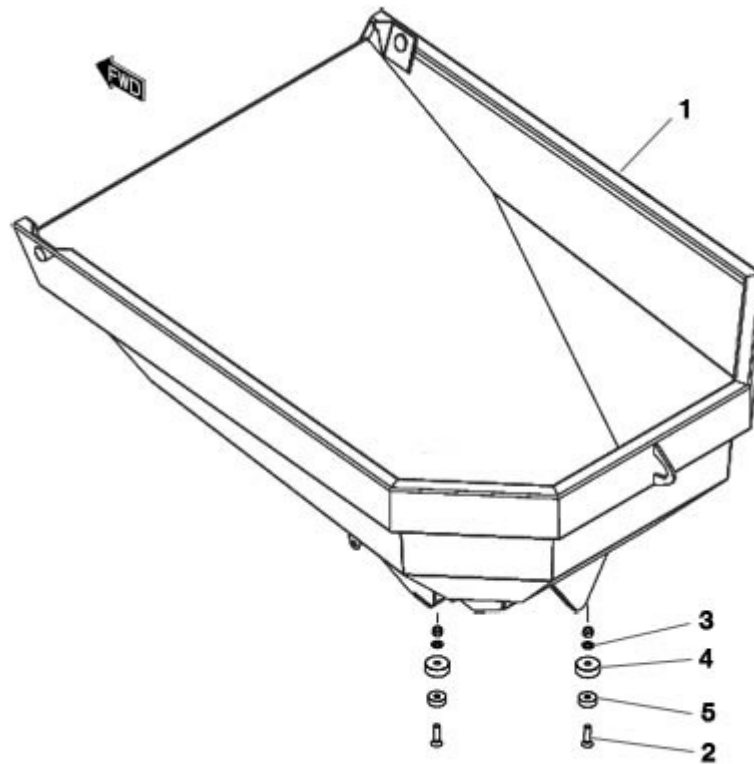


FIGURE	REFERENCE	DENOMINATION	AMOUNT
001	65.09400.00	BIN 720 L	1
002	618.16060.86	FLAT HEAD SOCKET CAP SCREW DIN7991 M16x60	2
003	101.16000.66	WASHER DIN125 D16	2
004	20.03003.00	SHOCK ABSORVER SUPPORT	2
005	20.03002.00	BUTT	2

## 09. MACHINE FUNCTIONS IMPLEMENTS

### SYSTEM TURN

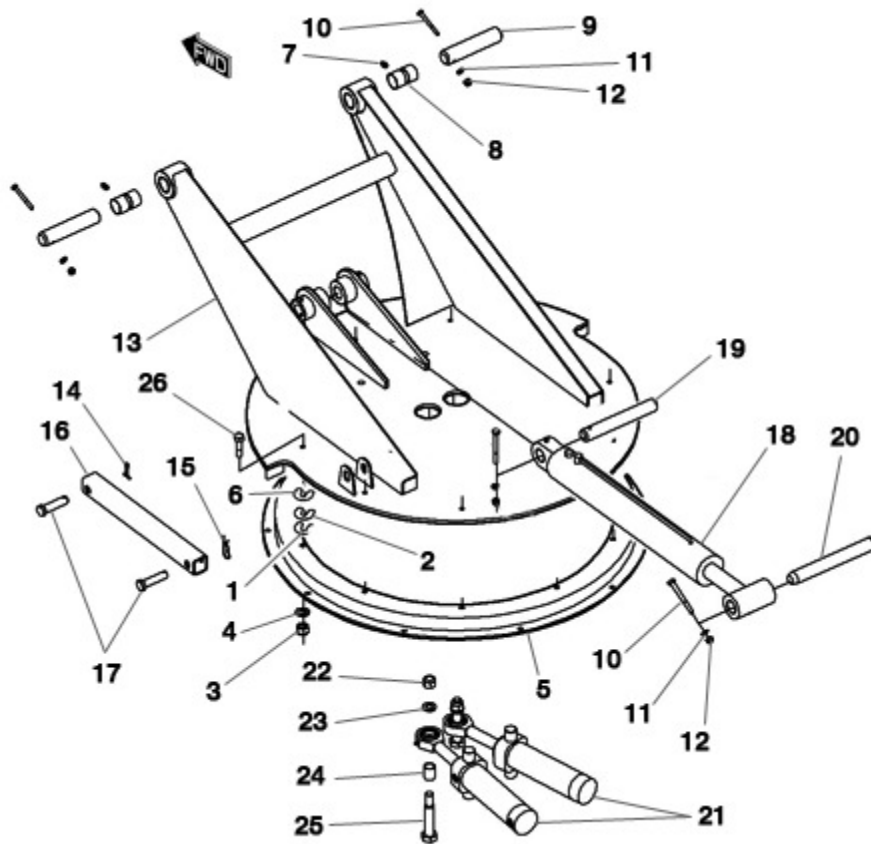


FIGURE	REFERENCE	DENOMINATION	AMOUNT
001	64.09219.00	SUPPLY 1X14	20
002	64.09218.00	SUPPLY 0,5X14	20
003	711.12000.86	NUT DIN982 M12 C8	20
004	101.12000.66	WASHER DIN125 D12	20
005	65.09621.00	WHEEL 1050x865x52	1
006	64.09217.00	SUPPLEMENT 0.2x14	15
007	901.08000.33	GREASER DIN71412-A M8x1,25	2
008	949.04030.00	BUSHING 40x44x30 DIN 1494	4
009	65.09110.00	AXLE	2
010	603.08075.86	SCREW DIN933	3
011	101.08000.66	WASHER DIN125 D8	1
012	711.08000.66	NUT DIN982 M8	3
013	65.09600.01	FIXING SUPPORT 1378X1107X680	1
014	401.45040.60	SPLIT PIN DIN94	1
015	15.00836.00	PIN DIN11024 R4	1
016	64.09215.00	SUPPORT 50x50x5, HOSE GUIDE	1

017	64.09216.00	SHAFT CYL/CYL 30x20x90	2
018	65.09510.00	CYLINDER 72x1480	1

## 09. MACHINE FUNCTIONS IMPLEMENTS SYSTEM TURN

FIGURE	REFERENCE	DENOMINATION	AMOUNT
019	65.09623.00	CYL/CYL AXLE 35X248	1
020	64.09115.00	CYL/CYL AXLE 35X290	1
021	65.09622.00	CYLINDER 65x235	2
022	711.20000.66	NUT	2
023	101.20000.66	WASHER DIN125	2
024	64.04230.00	BUSHING 2.5x25x30	2
025	64.04225.00	SHAFT 36x20x140	2
026	604.12045.96	SCREW DIN931 M12x45	20

## 09. MACHINE FUNCTIONS IMPLEMENTS

### SYSTEM TURN

CHASSIS: 67211

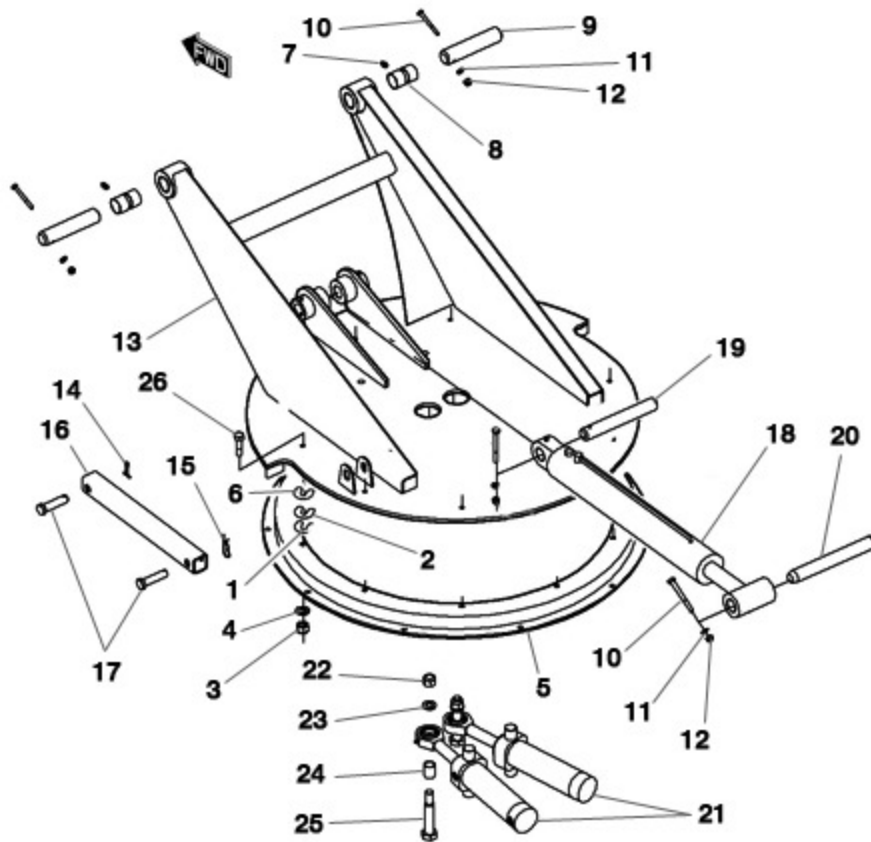


FIGURE	REFERENCE	DENOMINATION	AMOUNT
001	64.09219.00	SUPPLY 1X14	20
002	64.09218.00	SUPPLY 0,5X14	20
003	711.12000.86	NUT DIN982 M12 C8	20
004	101.12000.66	WASHER DIN125 D12	20
005	65.09621.00	WHEEL 1050x865x52	1
006	64.09217.00	SUPPLEMENT 0.2x14	15
007	901.08000.33	GREASER DIN71412-A M8x1,25	2
008	949.04030.00	BUSHING 40x44x30 DIN 1494	4
009	65.09110.00	AXLE	2
010	603.08075.86	SCREW DIN933	3
011	101.08000.66	WASHER DIN125 D8	1
012	711.08000.66	NUT DIN982 M8	3
013	65.09600.01	FIXING SUPPORT 1378X1107X680	1
014	401.45040.60	SPLIT PIN DIN94	1
015	15.00836.00	PIN DIN11024 R4	1
016	64.09215.00	SUPPORT 50x50x5, HOSE GUIDE	1

017	64.09216.00	SHAFT CYL/CYL 30x20x90	2
018	65.09510.00	CYLINDER 72x1480	1

## 09. MACHINE FUNCTIONS IMPLEMENTS

### SYSTEM TURN

CHASSIS: 67211

FIGURE	REFERENCE	DENOMINATION	AMOUNT
019	65.09623.00	CYL/CYL AXLE 35X248	1
020	64.09115.00	CYL/CYL AXLE 35X290	1
021	64.09214.01	OVERTURN CYLINDER D/E 70X150X364	2
022	711.20000.66	NUT	2
023	101.20000.66	WASHER DIN125	2
024	64.04230.00	BUSHING 2.5x25x30	2
025	64.04225.00	SHAFT 36x20x140	2
026	604.12045.96	SCREW DIN931 M12x45	20



## 09. MACHINE FUNCTIONS IMPLEMENTS

### SYSTEM TURN

CHASSIS: 69465

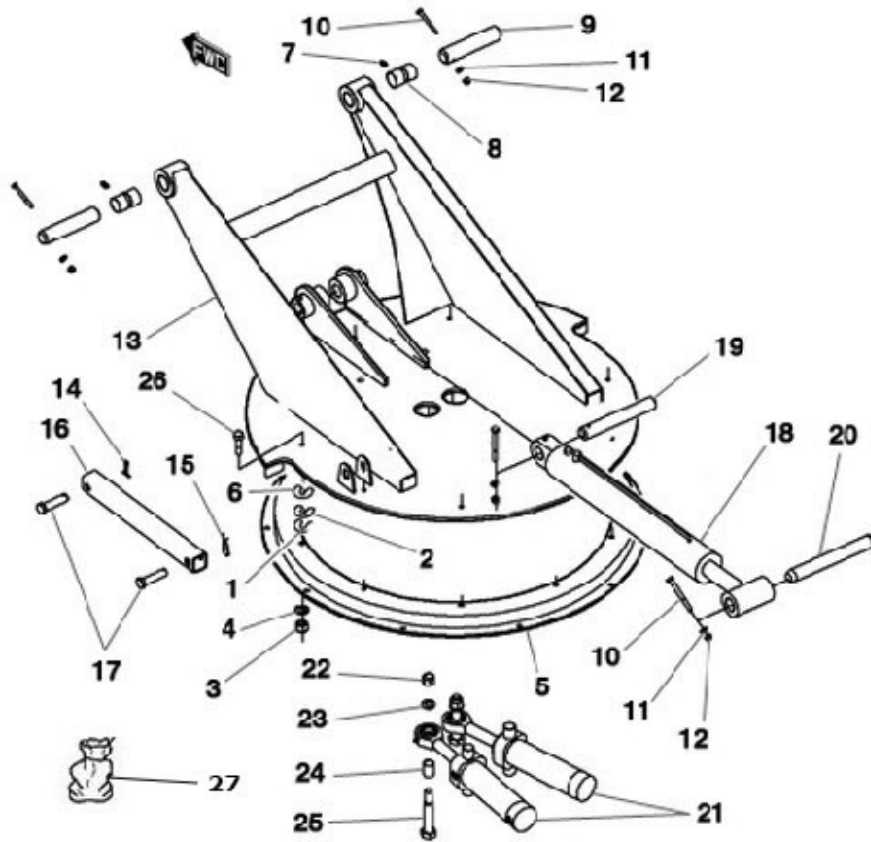


FIGURE	REFERENCE	DENOMINATION	AMOUNT
001	64.09219.00	SUPPLY 1X14	20
002	64.09218.00	SUPPLY 0,5X14	20
003	711.12000.86	NUT DIN982 M12 C8	20
004	101.12000.66	WASHER DIN125 D12	20
005	65.09621.00	WHEEL 1050x865x52	1
006	64.09217.00	SUPPLEMENT 0.2x14	15
007	901.08000.33	GREASER DIN71412-A M8x1,25	2
008	949.04030.00	BUSHING 40x44x30 DIN 1494	4
009	65.09110.00	AXLE	2
010	603.08075.86	SCREW DIN933	3
011	101.08000.66	WASHER DIN125 D8	1
012	711.08000.66	NUT DIN982 M8	3
013	65.09600.01	FIXING SUPPORT 1378X1107X680	1
014	401.45040.60	SPLIT PIN DIN94	1
015	15.00836.00	PIN DIN11024 R4	1
016	64.09215.00	SUPPORT 50x50x5, HOSE GUIDE	1

017	64.09216.00	SHAFT CYL/CYL 30x20x90	2
018	65.09510.00	CYLINDER 72x1480	1

## 09. MACHINE FUNCTIONS IMPLEMENTS

### SYSTEM TURN

CHASSIS: 69465

FIGURE	REFERENCE	DENOMINATION	AMOUNT
019	65.09623.00	CYL/CYL AXLE 35X248	1
020	64.09115.00	CYL/CYL AXLE 35X290	1
021	64.09214.02	Cylinder D / E 70X150X351	2
022	711.20000.66	NUT	2
023	101.20000.66	WASHER DIN125	2
024	64.04230.00	BUSHING 2.5x25x30	2
025	64.04225.00	SHAFT 36x20x140	2
026	604.12045.96	SCREW DIN931 M12x45	20

## 09. MACHINE FUNCTIONS IMPLEMENTS

### SYSTEM TURN

CHASSIS: 70288

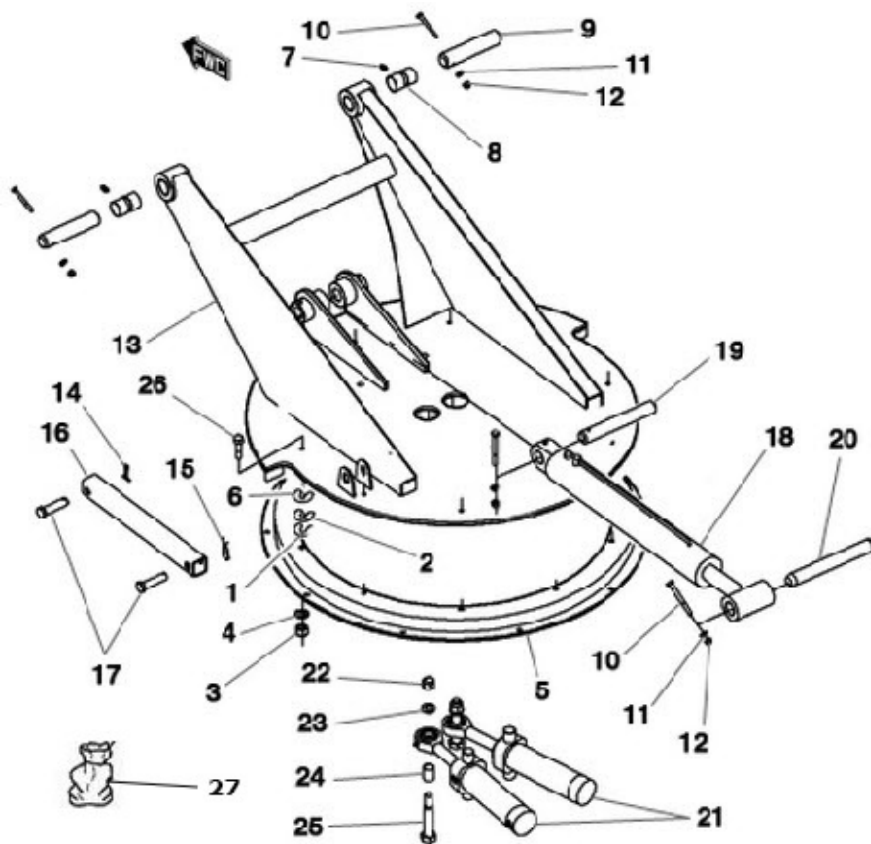


FIGURE	REFERENCE	DENOMINATION	AMOUNT
001	64.09219.00	SUPPLY 1X14	20
002	64.09218.00	SUPPLY 0,5X14	20
003	711.12000.86	NUT DIN982 M12 C8	20
004	101.12000.66	WASHER DIN125 D12	20
005	65.09621.00	WHEEL 1050x865x52	1
006	64.09217.00	SUPPLEMENT 0.2x14	15
007	901.08000.33	GREASER DIN71412-A M8x1,25	2
008	949.04030.00	BUSHING 40x44x30 DIN 1494	4
009	65.09110.00	AXLE	2
010	603.08075.86	SCREW DIN933	3
011	101.08000.66	WASHER DIN125 D8	1
012	711.08000.66	NUT DIN982 M8	3
013	65.09600.01	FIXING SUPPORT 1378X1107X680	1
014	401.45040.60	SPLIT PIN DIN94	1
015	15.00836.00	PIN DIN11024 R4	1
016	64.09215.00	SUPPORT 50x50x5, HOSE GUIDE	1

017	64.09216.00	SHAFT CYL/CYL 30x20x90	2
018	65.09510.00	CYLINDER 72x1480	1

## 09. MACHINE FUNCTIONS IMPLEMENTS

### SYSTEM TURN

CHASSIS: 70288

FIGURE	REFERENCE	DENOMINATION	AMOUNT
019	65.09623.00	CYL/CYL AXLE 35X248	1
020	64.09115.00	CYL/CYL AXLE 35X290	1
021	64.09214.02	Cylinder D / E 70X150X351	2
022	711.20000.66	NUT	2
023	101.20000.66	WASHER DIN125	2
024	64.04230.00	BUSHING 2.5x25x30	2
025	64.04225.00	SHAFT 36x20x140	2
026	604.12045.96	SCREW DIN931 M12x45	20

## 09. MACHINE FUNCTIONS IMPLEMENTS

### SYSTEM TURN

CHASSIS: 73459

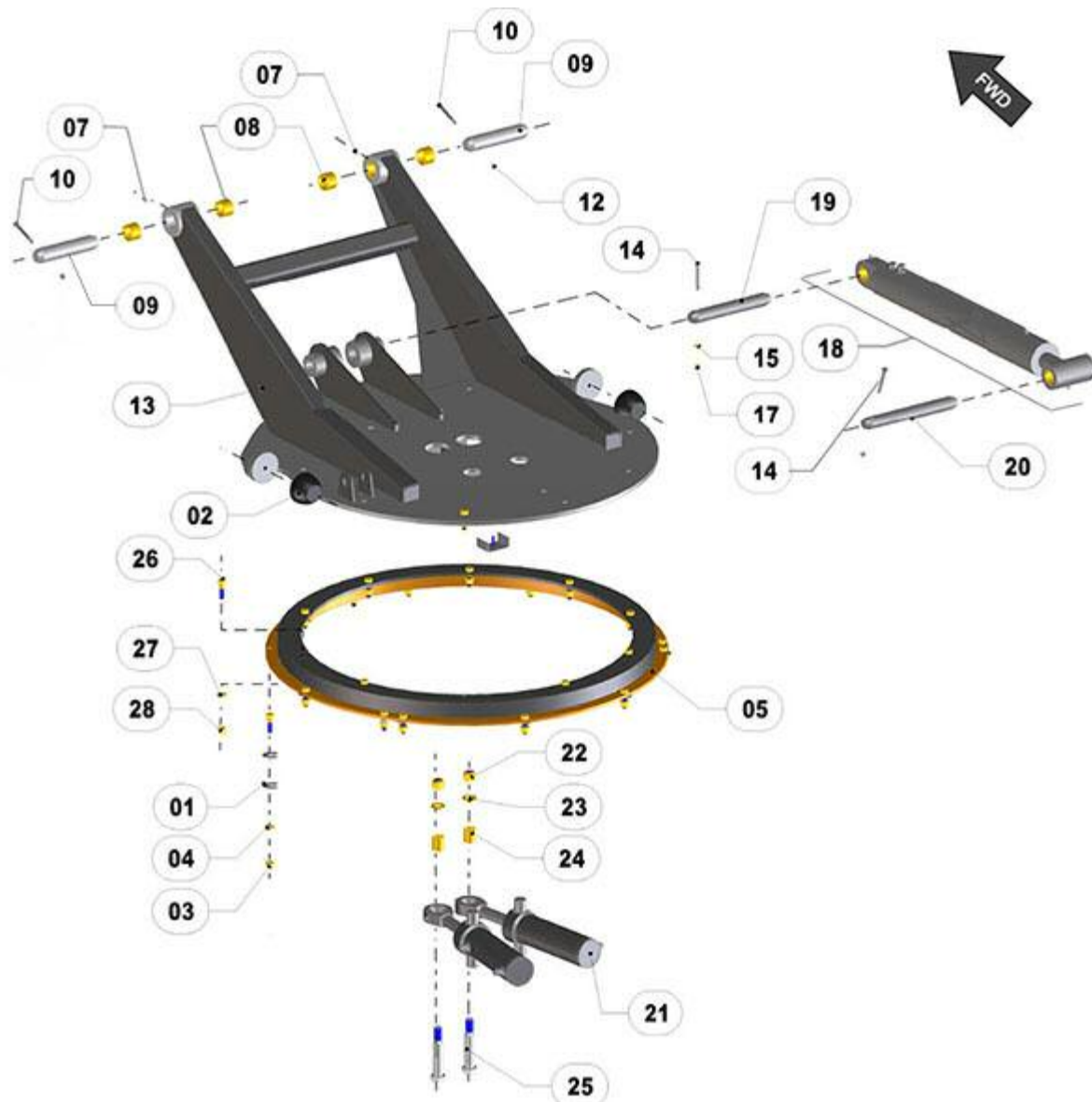


FIGURE	REFERENCE	DENOMINATION	AMOUNT
001	64.09217.00	SUPPLEMENT 0.2x14	40
002	32.08021.00	PROGRESSIVE SHOCK TOP	2
003	711.12000.86	NUT DIN982 M12 C8	20
004	101.12000.66	WASHER DIN125 D12	20
005	65.09621.00	WHEEL 1050x865x52	1
006	64.09217.00	SUPPLEMENT 0.2x14	15
007	901.08000.33	GREASER DIN71412-A M8x1,25	2
008	949.04030.00	BUSHING 40x44x30 DIN 1494	4
009	65.09110.00	AXLE	2

010	603.08075.86	SCREW DIN933	3
012	711.08000.66	NUT DIN982 M8	3
013	65.09600.02	SUPPORT 1378X1107X680	1
014	603.08075.86	SCREW DIN933	2
015	101.08000.66	WASHER DIN125 D8	2
017	711.08000.86	NUT	2
018	65.09510.00	CYLINDER 72x1480	1
019	65.09623.00	CYL/CYL AXLE 35X248	1
020	64.09115.00	CYL/CYL AXLE 35X290	1
021	64.09214.02	Cylinder D / E 70X150X351	2
021B	64.09214.10	GASKET SET	1
022	711.20000.66	NUT	2
023	101.20000.66	WASHER DIN125	2
024	64.04230.00	BUSHING 2.5x25x30	2
025	64.04225.00	SHAFT 36x20x140	2
026	604.12045.96	SCREW DIN931 M12x45	20
027	101.12000.66	WASHER DIN125 D12	20
028	711.12000.86	NUT DIN982 M12 C8	20

**COMMENTS**

---

MOD.4329

# 09. MACHINE FUNCTIONS IMPLEMENTS

## SYSTEM TURN

CHASSIS: 75293

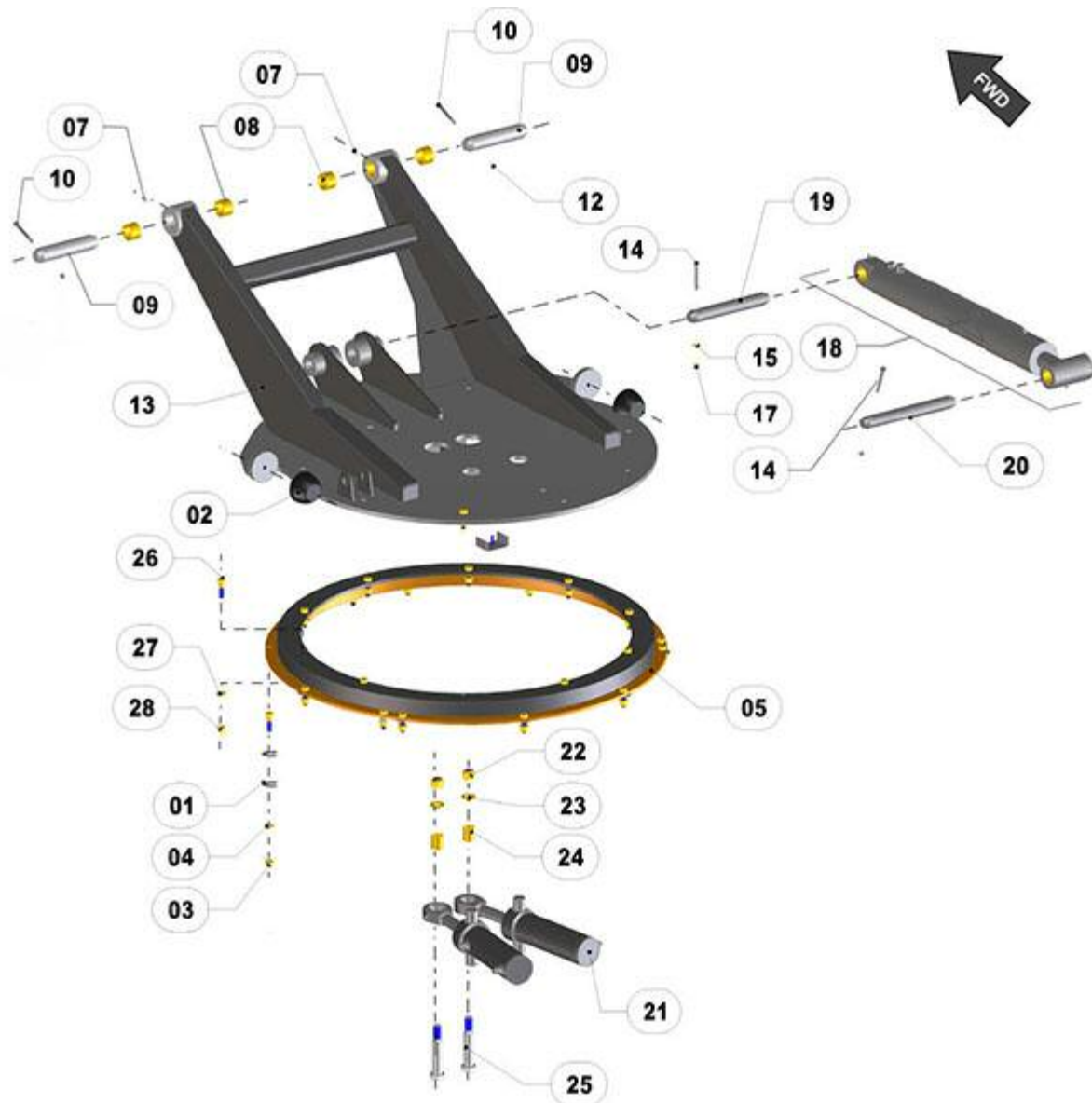


FIGURE	REFERENCE	DENOMINATION	AMOUNT
001	64.09217.00	SUPPLEMENT 0.2x14	40
002	32.08021.00	PROGRESSIVE SHOCK TOP	2
003	711.12000.86	NUT DIN982 M12 C8	20
004	101.12000.66	WASHER DIN125 D12	20
005	65.09621.00	WHEEL 1050x865x52	1
006	64.09217.00	SUPPLEMENT 0.2x14	15
007	901.08000.33	GREASER DIN71412-A M8x1,25	2
008	949.04030.00	BUSHING 40x44x30 DIN 1494	4
009	65.09110.00	AXLE	2

010	603.08075.86	SCREW DIN933	3
012	711.08000.66	NUT DIN982 M8	3
013	65.09600.02	SUPPORT 1378X1107X680	1
014	603.08075.86	SCREW DIN933	2
015	101.08000.66	WASHER DIN125 D8	2
017	711.08000.86	NUT	2
018	65.09510.00	CYLINDER 72x1480	1
019	65.09623.00	CYL/CYL AXLE 35X248	1
020	64.09115.00	CYL/CYL AXLE 35X290	1
021	64.09214.03	CYLINDER D/E 70X152X351	2
021B	64.09214.10	GASKET SET	1
022	711.20000.66	NUT	2
023	101.20000.66	WASHER DIN125	2
024	64.04230.00	BUSHING 2.5x25x30	2
025	64.04225.00	SHAFT 36x20x140	2
026	604.12045.96	SCREW DIN931 M12x45	20
027	101.12000.66	WASHER DIN125 D12	20
028	711.12000.86	NUT DIN982 M12 C8	20

**COMMENTS**

---

MOD.4456



# 09. MACHINE FUNCTIONS IMPLEMENTS

## SYSTEM TURN

CHASSIS: 80612

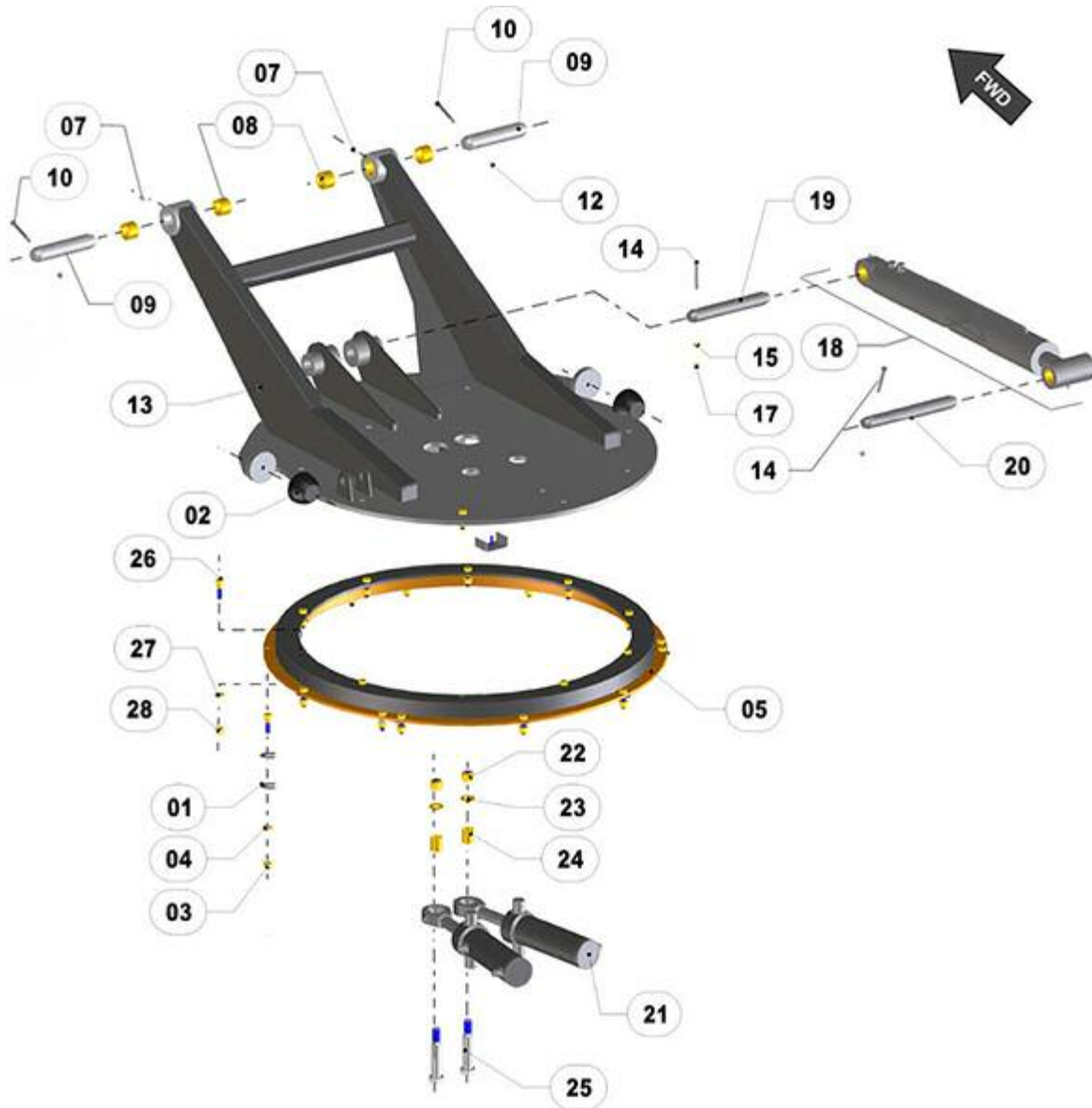


FIGURE	REFERENCE	DENOMINATION	AMOUNT
001	64.09217.00	SUPPLEMENT 0.2x14	40
002	64.08021.00	PROGRESSIVE SHOCK ABSORBER	2
003	711.12000.86	NUT DIN982 M12 C8	20
004	101.12000.66	WASHER DIN125 D12	20
005	65.09621.00	WHEEL 1050x865x52	1
006	64.09217.00	SUPPLEMENT 0.2x14	15
007	901.08000.33	GREASER DIN71412-A M8x1,25	2
008	949.04030.00	BUSHING 40x44x30 DIN 1494	4
009	65.09110.00	AXLE	2

010	603.08075.86	SCREW DIN933	3
012	711.08000.66	NUT DIN982 M8	3
013	65.09600.02	SUPPORT 1378X1107X680	1
014	603.08075.86	SCREW DIN933	2
015	101.08000.66	WASHER DIN125 D8	2
017	711.08000.86	NUT	2
018	65.09510.00	CYLINDER 72x1480	1
019	65.09623.00	CYL/CYL AXLE 35X248	1
020	64.09115.00	CYL/CYL AXLE 35X290	1
021	64.09214.03	CYLINDER D/E 70X152X351	2
021B	64.09214.10	GASKET SET	1
022	711.20000.66	NUT	2
023	101.20000.66	WASHER DIN125	2
024	64.04230.00	BUSHING 2.5x25x30	2
025	64.04225.00	SHAFT 36x20x140	2
026	604.12045.96	SCREW DIN931 M12x45	20
027	101.12000.66	WASHER DIN125 D12	20
028	711.12000.86	NUT DIN982 M12 C8	20

**COMMENTS**

---

mod 4977

## 09. MACHINE FUNCTIONS IMPLEMENTS

### ELEVATION CYLINDER



FIGURE	REFERENCE	DENOMINATION	AMOUNT
001	65.09510.00	CYLINDER 72x1480	1
002	65.09517.00	BUSHING	3
003	65.06221.00	CAP, GREASING	2
004	65.09511.00	SEAL KIT	1

## 10. HYDRAULIC INSTALLATION DISTRIBUTOR

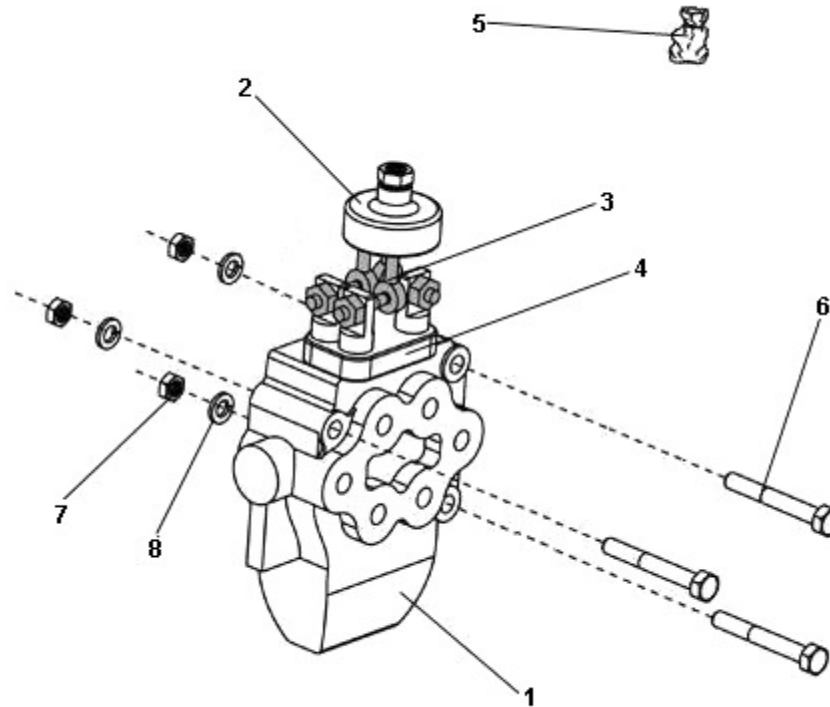


FIGURE	REFERENCE	DENOMINATION	AMOUNT
001	64.10112.00	CONTROL VALVE 2E	1
002	RQ1670/728	LEVER SUPPORT	1
003	RQN1670/823	L-BALLS KIT	1
004	RQ1670/723	MULTIPLE COVER	1
005	RQ1670/159	SEAL KIT	1
006	601.08065.86	SCREW DIN912 M8x65	3
007	711.08000.66	NUT DIN982 M8	3
008	101.08000.66	WASHER DIN125 D8	3

## 10. HYDRAULIC INSTALLATION

### DISTRIBUTOR

CHASSIS: 61892

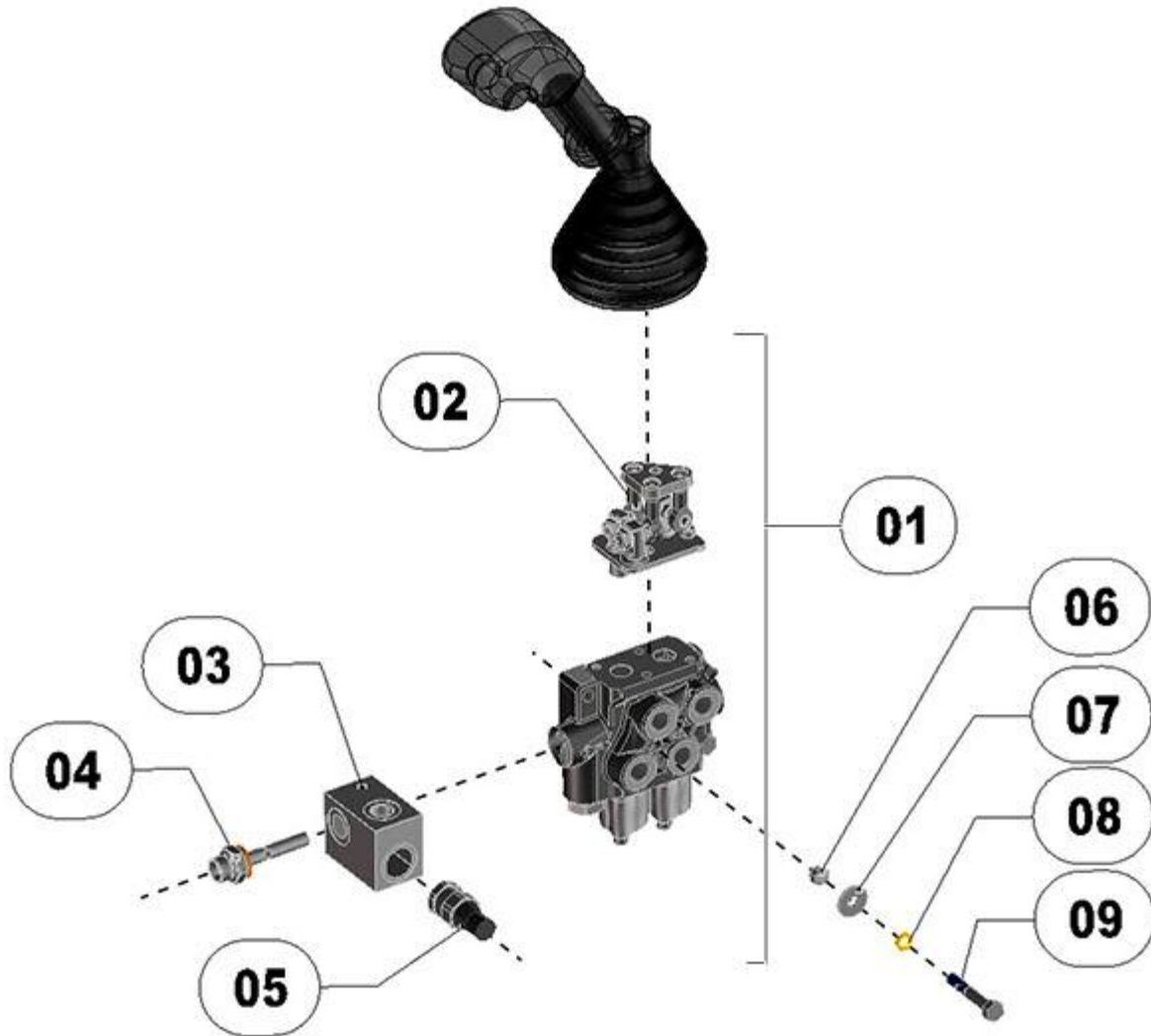


FIGURE	REFERENCE	DENOMINATION	AMOUNT
001	64.10112.01	CONTROL VALVE 2E	1
002	BODO55513629R05	KIT HEADS	1
003	BO4K01ESG38001R05	VALVE G3/8	1
004	BO29802218015R10	SCREW	1
005	BO5KPAB1Z170P01R05	FITTING M18x1,5	1
006	711.08000.66	NUT DIN982 M8	2
007	112.08000.66	WASHER DIN9021 D8	2
008	104.08000.00	WASHER DIN7980 D8	2
009	604.08050.86	SCREW DIN931	2

**COMMENTS**

---

MOD.3784 Sustituir el distribuidor Roquet por otro de Bondioli/Pavesi

## 10. HYDRAULIC INSTALLATION

### HYDRAULIC TANK

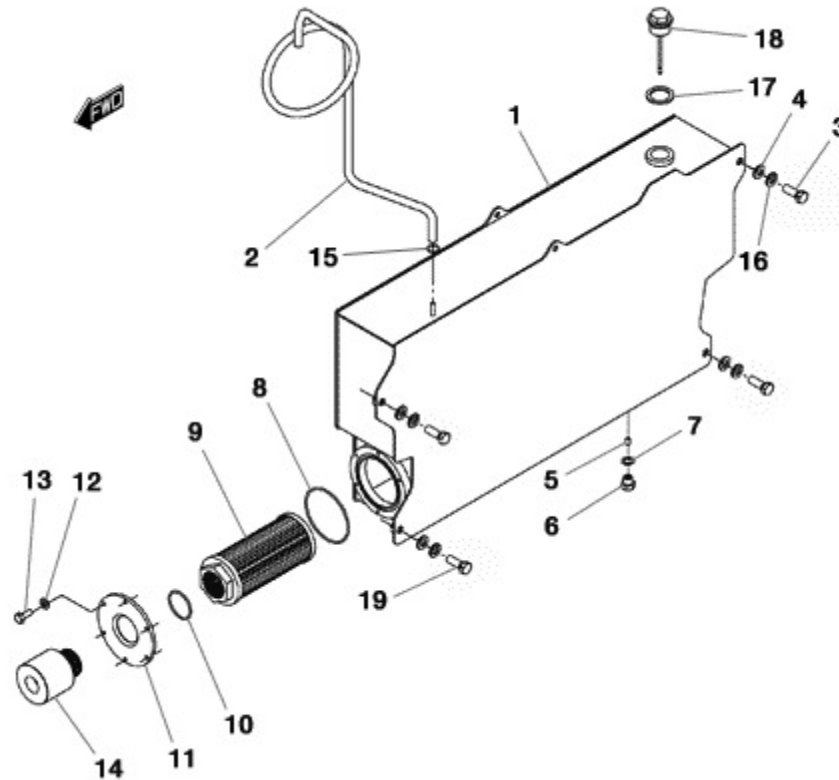


FIGURE	REFERENCE	DENOMINATION	AMOUNT
001	65.10510.00	OIL TANK	1
002	469.03014.00	HOSE L/P MAT. 8x14	1
003	604.12035.86	SCREW DIN931 M12x35	3
004	112.12000.66	WASHER DIN9021 D 12X36	4
005	01.00335.00	MAGNET	1
006	10.00921.00	CAP M14X150 DIN908	1
007	107.14000.10	WASHER AL 14x20x1.5	1
008	201.95003.50	O-RING DIN3770	1
009	58.01810.00	HIDRAULIC CATRIDGE INTANK	1
010	201.46003.50	O-RING DIN3770 46x52x3	1
011	43.70408.00	STRIP	1
012	104.06000.00	WASHER DIN7980 D6	6
013	603.06015.86	SCREW DIN933 M6x15	6
014	64.10117.00	FITTING.	1
015	912.08016.66	CLAMP DIN3017	1
016	104.12000.00	WASHER DIN7980 D12	4

017	43.13444.00	GASKET MET. BUNA	1
018	46.10052.00	DIPSTICK 1 D5x85	1

## 10. HYDRAULIC INSTALLATION

### HYDRAULIC TANK

FIGURE	REFERENCE	DENOMINATION	AMOUNT
019	604.12030.86	SCREW DIN931	1



## 10. HYDRAULIC INSTALLATION

### ENGINE COVER 1

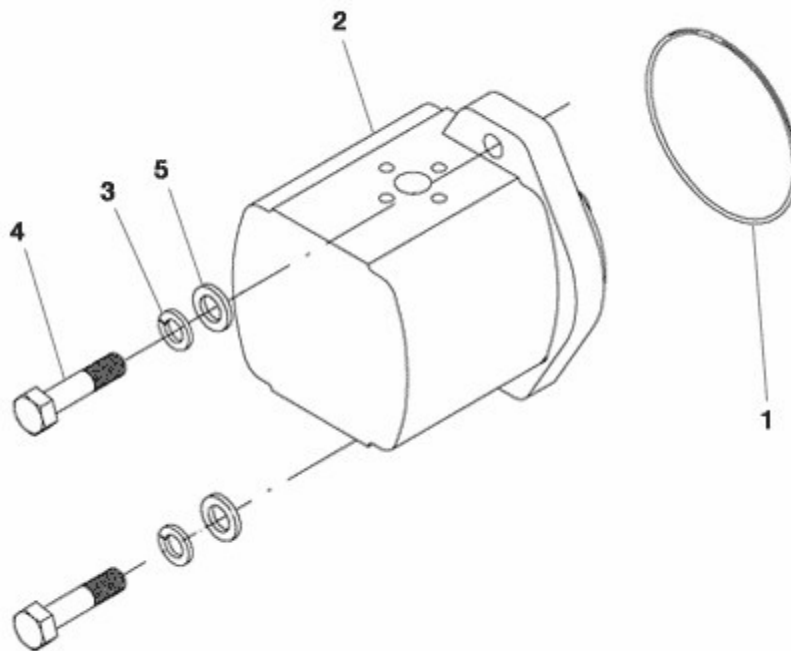


FIGURE	REFERENCE	DENOMINATION	AMOUNT
001	201.08218.50	O-RING DIN3770 82,27x85,83x1,78	1
002	65.10113.00	HYDRAULIC PUMP 12 CC SAE9	1
003	104.08000.00	WASHER DIN7980 D8	2
004	603.08030.86	SCREW DIN933 M8X30	2
005	101.06000.66	WASHER DIN125 D6	2

## 11. ELECTRIC INSTALLATION LIGHTING PANEL

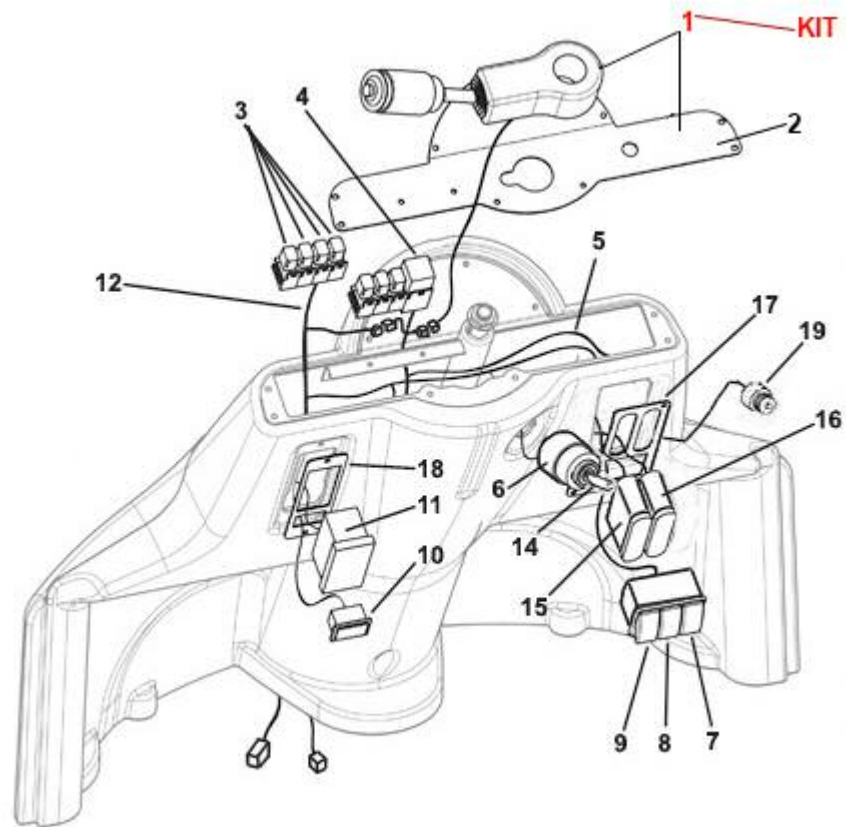


FIGURE	RÉFÉRENCE	NOM	QUANTITÉ
001	70.11323RE01	KIT OF / LIGHTS AHG C / DIGICODE	1
002	70.11010.00	SUPPORT 503x184x2	1
003	IM.20026.03	MICRO RELAY WITH DIODE	4
004	IM.20025.00	INTERMITTENCE BOX	1
005	70.11315.00	WIRE HARNESS, LIGHTS PANEL	2
006	IM.20024.00	SWITCH	1
007	IM.20037.00	SWITCH, WARNING	1
008	70.11328.00	horn switch	1
009	70.11327.00	SWITCH ROTARY FARO	1
010	IM.20040.00	HOURMETER	1
011	IM.20022.00	FUSE BOX	1
012	70.11301.00	I/E PANEL AMA	1
013	70.11325.00	SUPPORT, DASHPANEL RELAYS	1
014	IM.20032.00	KEY	1



015	70.11335.00	INDICATOR, BATTERY ALARM	1
016	70.11336.00	INDICATOR, LIGHTS ALARM	1
017	70.11012.00	SUPPORT	1
018	70.11011.00	SUPPORT, FUSES PLATE	1
019	12.11033.00	HORN KPE650	1

## 11. ELECTRIC INSTALLATION

### LIGHTING PANEL

CHÂSSIS: 71590

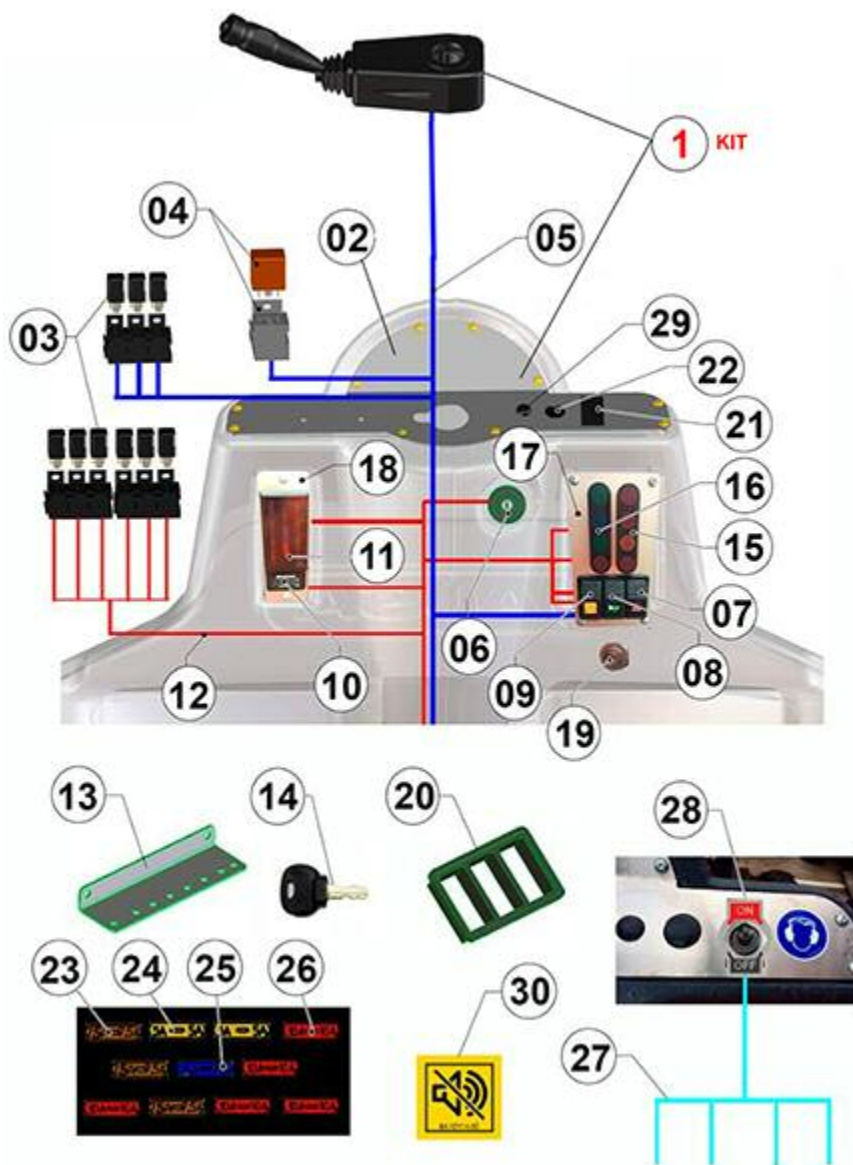


FIGURE	RÉFÉRENCE	NOM	QUANTITÉ
001	70.11323RE01	KIT OF / LIGHTS AHG C / DIGICODE	1
002	70.11010.01	SUPPORT	1
003	IM.20026.03	MICRO RELAY WITH DIODE	10
004	IM.20025.00	INTERMITTENCE BOX	1
005	70.11315.00	WIRE HARNESS, LIGHTS PANEL	2
006	IM.20024.00	SWITCH	1
007	IM.20037.00	SWITCH, WARNING	1
008	70.11328.00	horn switch	1

009	70.11327.00	SWITCH ROTARY FARO	1
010	IM.20040.00	HOURMETER	1
011	IM.20022.00	FUSE BOX	1
012	63.11102.00	ELECTRIC WIRE CONTROL INSTRUMENT	1
013	70.11325.00	SUPPORT, DASHPANEL RELAYS	1
014	IM.20032.00	KEY	1
015	70.11335.00	INDICATOR, BATTERY ALARM	1
016	70.11336.00	INDICATOR, LIGHTS ALARM	1
017	70.11012.00	SUPPORT	1
018	70.11011.00	SUPPORT, FUSES PLATE	1
019	12.11033.00	HORN KPE650	1
020	12.11030.00	SOP. FIJACION INTERRUPTOR	1
021	12.11024.00	SWITCH CAP	1
022	02.32022.00	CAP	1
023	43.50029.00	FUSIBLE 7.5A	1
024	43.50037.00	FUSE (5A)	2
025	43.50032.00	FUSE 15A	1
026	43.50030.00	FUSE 10A	1
027	64.11021.00	ELECTRIC WIRE	1
028	64.11020.00	SWITCH ON-OFF 1P IP67 10A	1
029	02.32016.00	CAP	1
030	64.12114.00	STIKER	1

**COMMENTAIRES**

---

MOD.4230

# 11. ELECTRIC INSTALLATION

## LIGHTING PANEL

CHÂSSIS: 73031

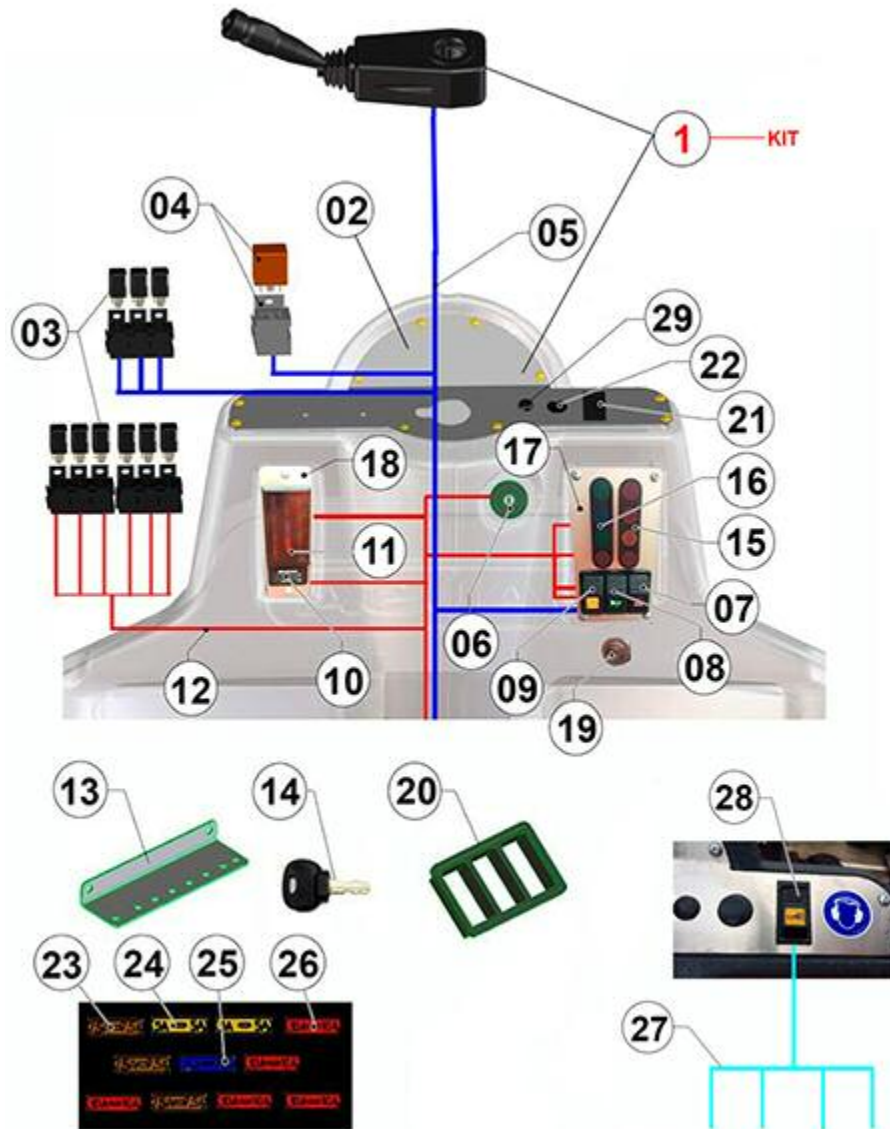


FIGURE	RÉFÉRENCE	NOM	QUANTITÉ
001	70.11323RE01	KIT OF / LIGHTS AHG C / DIGICODE	1
002	70.11010.01	SUPPORT	1
003	IM.20026.03	MICRO RELAY WITH DIODE	10
004	IM.20025.00	INTERMITTENCE BOX	1
005	70.11315.00	WIRE HARNESS, LIGHTS PANEL	2
006	IM.20024.00	SWITCH	1
007	IM.20037.00	SWITCH, WARNING	1
008	70.11328.00	horn switch	1

009	70.11327.00	SWITCH ROTARY FARO	1
010	IM.20040.00	HOURMETER	1
011	IM.20022.00	FUSE BOX	1
012	63.11102.00	ELECTRIC WIRE CONTROL INSTRUMENT	1
013	70.11325.00	SUPPORT, DASHPANEL RELAYS	1
014	IM.20032.00	KEY	1
015	70.11335.00	INDICATOR, BATTERY ALARM	1
016	70.11336.00	INDICATOR, LIGHTS ALARM	1
017	70.11012.00	SUPPORT	1
018	70.11011.00	SUPPORT, FUSES PLATE	1
019	12.11033.00	HORN KPE650	1
020	12.11030.00	SOP. FIJACION INTERRUPTOR	1
021	12.11024.00	SWITCH CAP	1
022	02.32022.00	CAP	1
023	43.50029.00	FUSIBLE 7.5A	1
024	43.50037.00	FUSE (5A)	2
025	43.50032.00	FUSE 15A	1
026	43.50030.00	FUSE 10A	1
027	64.11023.00	DISABLED ELECTRIC WIRE	1
028	64.11090.01	SWITCH AUDIBLE WARNING	1
029	02.32016.00	CAP	1

**COMMENTAIRES**

---

MOD.4385(C)

# 11. ELECTRIC INSTALLATION

## LIGHTING PANEL

CHÂSSIS: 77860

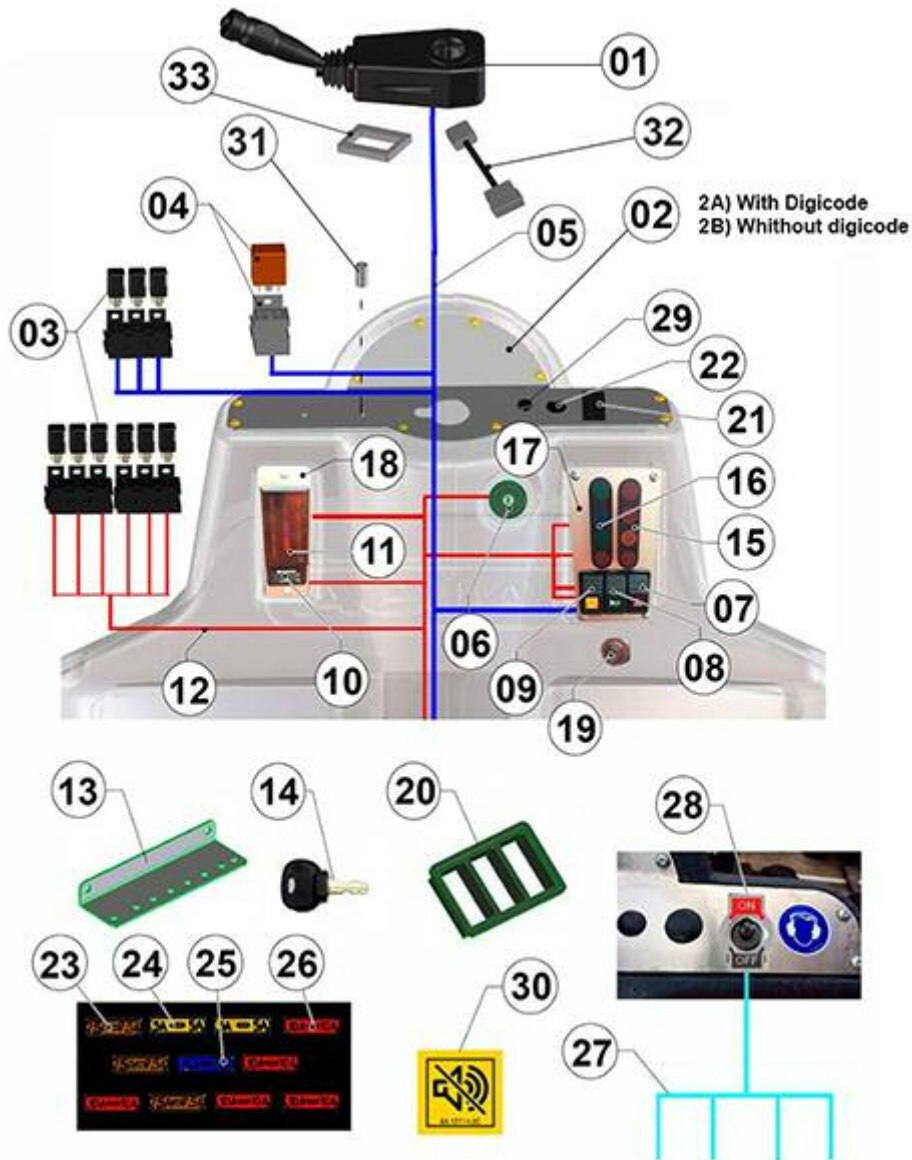


FIGURE	RÉFÉRENCE	NOM	QUANTITÉ
001	70.11323.01	LIGHTS LEVER SWITCH	1
002A	70.11015.01		1
002B	70.11010.03		1
003	IM.20026.03	MICRO RELAY WITH DIODE	4
004	IM.20025.00	INTERMITTENCE BOX	1
005	70.11315.00	WIRE HARNESS, LIGHTS PANEL	2
006	IM.20024.00	SWITCH	1
007	IM.20037.00	SWITCH, WARNING	1



008	70.11328.00	horn switch	1
009	70.11327.00	SWITCH ROTARY FARO	1
010	IM.20040.00	HOURLMETER	1
011	IM.20022.00	FUSE BOX	1
012	70.11301.00	I/E PANEL AMA	1
013	70.11325.00	SUPPORT, DASHPANEL RELAYS	1
014	IM.20032.00	KEY	1
015	70.11335.00	INDICATOR, BATTERY ALARM	1
016	70.11336.00	INDICATOR, LIGHTS ALARM	1
017	70.11012.00	SUPPORT	1
018	70.11011.00	SUPPORT, FUSES PLATE	1
019	12.11030.00	SOP. FIJACION INTERRUPTOR	1
020	70.11340.00	DIODES CONNECTOR	1
021	12.11024.00	SWITCH CAP	1
022	02.32022.00	CAP	1
023	43.50029.00	FUSIBLE 7.5A	1
024	43.50037.00	FUSE (5A)	2
025	43.50032.00	FUSE 15A	1
026	43.50030.00	FUSE 10A	1
027	64.11021.00	ELECTRIC WIRE	1
028	64.11020.00	SWITCH ON-OFF 1P IP67 10A	1
029	02.32016.00	CAP	1
030	64.12114.00	STIKER	1
031	70.11003.00	MAT. CIL. D15XD6X30	2
032	70.11343.00	SECTION I / E ADAPTER LEVER	1
033	70.11025.00	ADHESIVE FOAM SEALER	1

**COMMENTAIRES**

---

MOD4782

## 10. HYDRAULIC INSTALLATION

### OIL TANK

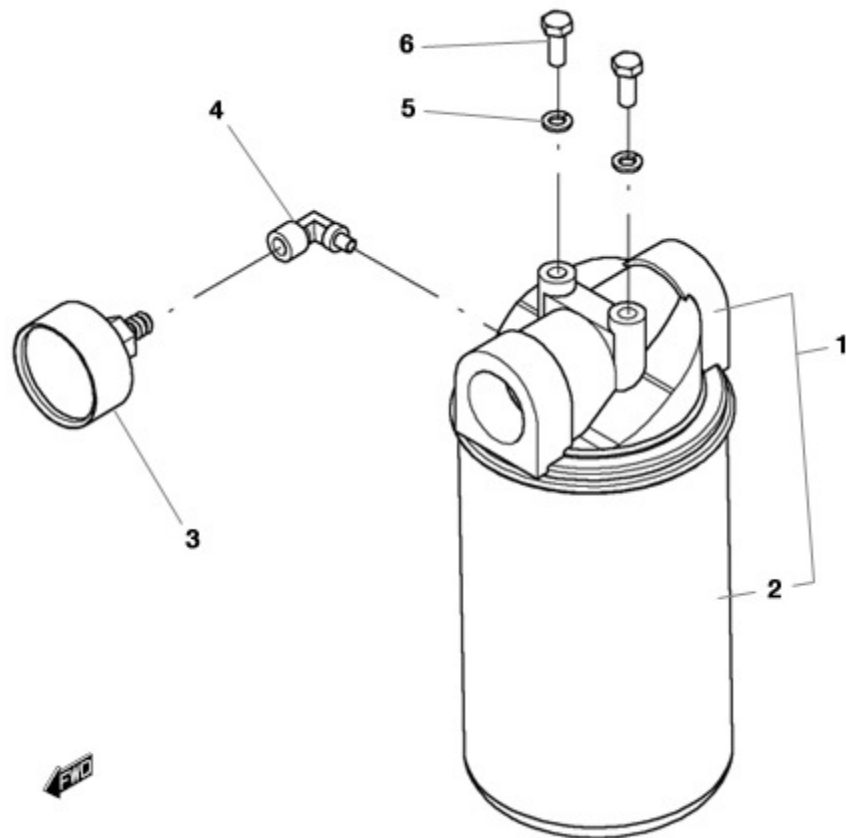


FIGURE	RÉFÉRENCE	NOM	QUANTITÉ
001	60.20101.00	COMPLETE OIL FILTER	1
002	60.20100.00	FILTER ELEMENT	1
003	60.20102.00	INDICATOR	1
004	10.02144.00	ELBOW C90M/H NIPPLE	1
004	10.02144.00	ELBOW C90M/H NIPPLE	1
005	104.08000.00	WASHER DIN7980 D8	2
006	603.08020.86	SCREW DIN933 M8x20	2

# 10. HYDRAULIC INSTALLATION

## SERVICE DIAGRAM

CHÂSSIS: 84780

000A. KIT HIDRÁULICO ACCIONAMIENTOS / HYDRAULIC DRIVE KIT

000B. KIT GIRATORIO / ROTATION KIT

000C. KIT HIDRÁULICO MOTOR / ENGINE HYDRAULIC KIT

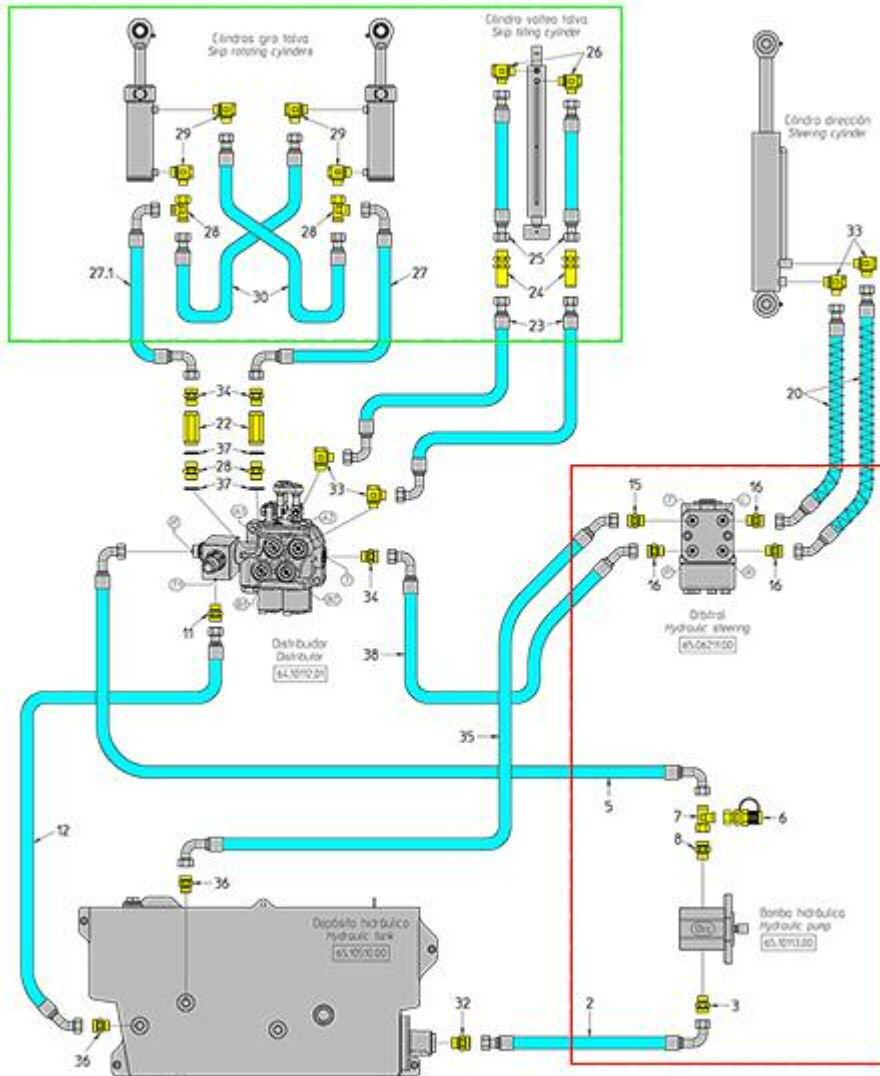


FIGURE	RÉFÉRENCE	NOM	QUANTITÉ
000A	65.1060.06	TRANSMISSION HYDRAULIC KIT	1
000B	65.1010.00	PIPES KIT	1
000C	65.1070.02	ENGINE HYDRAULIC KIT	1
001	70.10200.00	METAL GASKET BUNA 1"	3
002	65.10821.00	"FITTING M/TL 1" G"	1
003	65.10828.00	"FITTING C90M/TL 1" G CONE 60"	2
004	65.10824.00	RACORD	2
005	65.10823.01	LLAVE DE PASO DE 2 VIAS B/P	1

006	65.10820.00	HYDRAULIC HOSE R1T1 TL-C45 <sup>01</sup> 450	1
007	65.10829.00	RACOR M/M	1
008	52.00317.00	GASKET	1
009	70.10202.00	FITTING C90M/M 11/4G - 11/4G	1
011	70.10253.00	FITTING	1
012	65.10803.02	TUBE R1T1/21475 TL-C45/M22X1	1
013	65.10815.02	HYDRAULIC HOSE 4SH 3/4 510 BD90-BD90	1
014	65.10816.05	HOSE	1
015	70.10212.00	CLAMP SAE6000 3/4	1
016	201.25032.50	SAE O-RING 3/4"	1
017	20.10256.00	CLAMP	1
018	46.10845.00	CLAMP SAE6000 1	2
019	32.10804.00	"RACOR MB/M "	1
020	65.10807.01	HYDRAULIC HOSE R2T3/8 1450 TL-C45M18	2
021	70.10210.00	FITTING M/M M26xM22	1
022	64.10326.03	VALVE 3/8	2
023	65.10819.01	HYDRAULIC HOSE R1T5/8 720 C90TL	1
024	65.10818.01	HYDRAULIC HOSE R1T5/8 1480 C90TL	1
025	70.10207.00	FITTING	2
026	65.10817.00	HYDRAULIC HOSE R1T5/8 1360 C90-C90M26	1
027	70.10230.00	FITTING	1
028	08.00319.00	NIPPLE M/M	2
029	48.10224.00	RACOR M/M -3/4"BSP / M30X2	1
030	46.58004.01	RACOR C90M/TL M30-M30 SERIE PE	1
032	64.10301.00	FITTING M/M M16X1,5 - 1/4GAS	1
033	48.10934.00	FITTING	2
034	70.10222.00	FITTING M/M M18x3/8BSP	3
035	65.10805.00	HYDRAULIC HOSE R1T1/2 1500 C90-C45M22	1

## 10. HYDRAULIC INSTALLATION

### SERVICE DIAGRAM

CHÂSSIS: 84780

FIGURE	RÉFÉRENCE	NOM	QUANTITÉ
036	46.10824.00	FITTING	2
037	08.00317.00	METALLIC GASKET BUNA D3/8	4
038	65.10804.00	HYDRAULIC HOSE R2T3/8 2100 C90-C45M18	1

# 10. HYDRAULIC INSTALLATION TRANSMISSION DIAGRAM

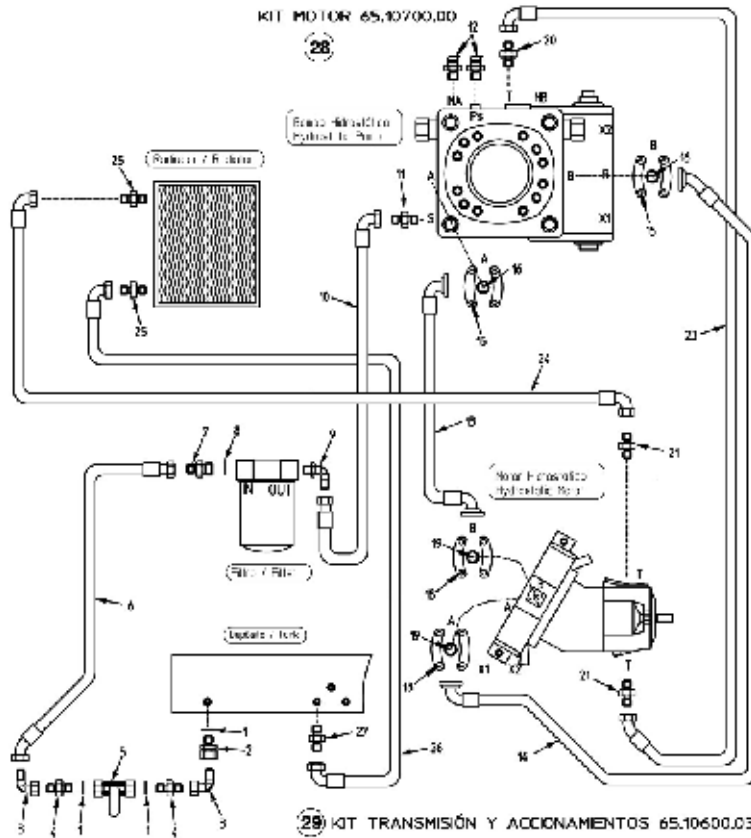


FIGURE	RÉFÉRENCE	NOM	QUANTITÉ
001	70.10200.00	METAL GASKET BUNA 1"	3
002	65.10821.00	"FITTING M/TL 1""G"	1
003	65.10828.00	"FITTING C90M/TL 1""G CONE 60°"	2
004	65.10824.01	"FITTING M/M 1""G - 1""G"	2
005	65.10823.00	PASS KEY	1
006	65.10820.00	HYDRAULIC HOSE R1T1 TL-C45°1 450	1
007	46.10833.00	"FITTING M/H 1""1/4BSP-1""BSP"	1
008	52.00317.00	GASKET	1
009	70.10202.00	FITTING C90M/M 11/4G - 11/4G	1
010	65.10812.00	HYDRAULIC HOSE R1T1 520 TL11/4-C90M36	1
011	46.10835.00	FITTING	1
012	70.10218.00	FITTING M/M M16x2-M12x1.5	2
013	65.10815.02	HYDRAULIC HOSE 4SH 3/4 510 BD90-BD90	1
014	65.10816.01	HYDRAULIC HOSE 4SP 4SH 3/4830	1
015	70.10212.00	CLAMP SAE6000 3/4	2
016	70.10211.00	FITTING M/M M30-3/4GAS	2

018	46.10845.00	CLAMP SAE6000 1	2
019	46.10844.00	O-RING DIN6505 SAE 1	2

## 10. HYDRAULIC INSTALLATION TRANSMISSION DIAGRAM

FIGURE	RÉFÉRENCE	NOM	QUANTITÉ
020	70.10210.00	FITTING M/M M26xM22	1
021	46.10838.00	FITTING M/M M26xM18	2
023	65.10819.01	HYDRAULIC HOSE R1T5/8 720 C90TL	1
024	65.10818.01	HYDRAULIC HOSE R1T5/8 1480 C90TL	1
025	70.10207.00	FITTING	2
026	65.10817.00	HYDRAULIC HOSE R1T5/8 1360 C90-C90M26	1
027	70.10230.00	FITTING	1
028	65.10700.00	PIPES KIT	1
029	65.10600.03	PIPES KIT	1

## 11. ELECTRIC INSTALLATION LIGHTS

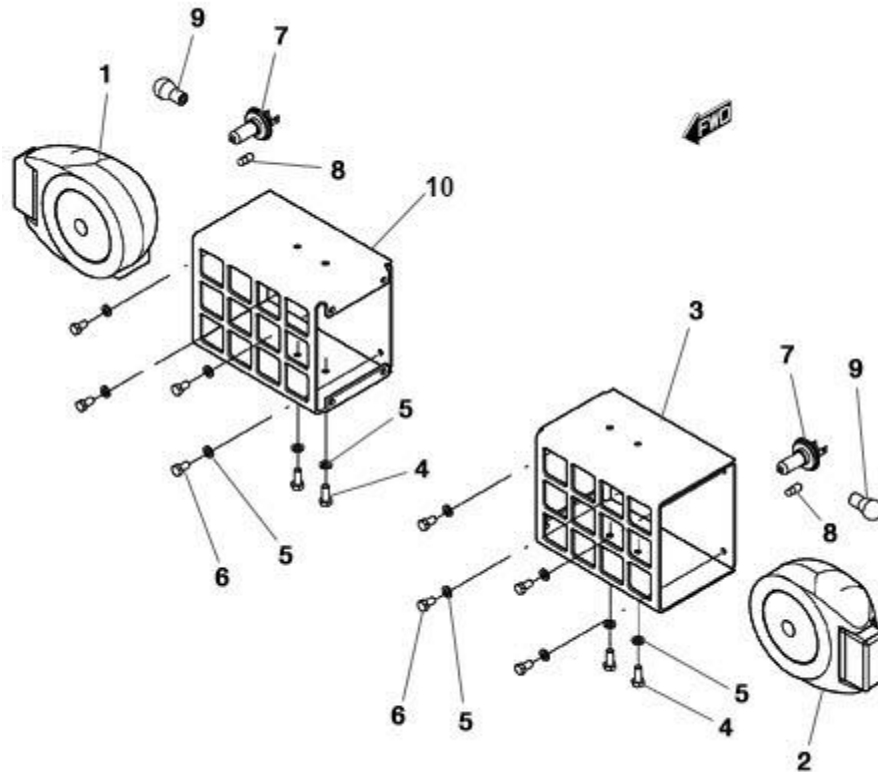


FIGURE	RÉFÉRENCE	NOM	QUANTITÉ
001	46.11061.00	RIGHT FRONT LIGHT	1
002	46.11062.00	LEFT FRONT LIGHT	1
003	64.11111.00	SUPPORT 160x20x266, LEFT LIGHT	1
004	603.08020.00	SCREW	4
005	104.08000.00	WASHER DIN7980 D8	12
006	603.08015.86	SCREW DIN933 M8x15	8
007	43.70337.00	BULB 12V 60/55W	2
008	43.70335.00	BULB 12V 14W	2
009	43.70336.00	BULB 12V 21W	2
010	64.11112.00	LIGHT SUPPORT 160X20X266 RIGHT	1

## 11. ELECTRIC INSTALLATION

### LIGHTS

CHÂSSIS: 78903




FIGURE	RÉFÉRENCE	NOM	QUANTITÉ
001	46.11061.00	RIGHT FRONT LIGHT	1
002	46.11062.00	LEFT FRONT LIGHT	1
003	64.11111.02	LIGHT SUPPORT 270X224X184X5 LEFT	1
005	104.08000.00	WASHER DIN7980 D8	12
006	603.08015.86	SCREW DIN933 M8x15	8
010	64.11112.02	LIGHT SUPPORT 270X224X184X5 RIGHT	1



## 11. ELECTRIC INSTALLATION

### LIGHTS

CHÂSSIS: 82847

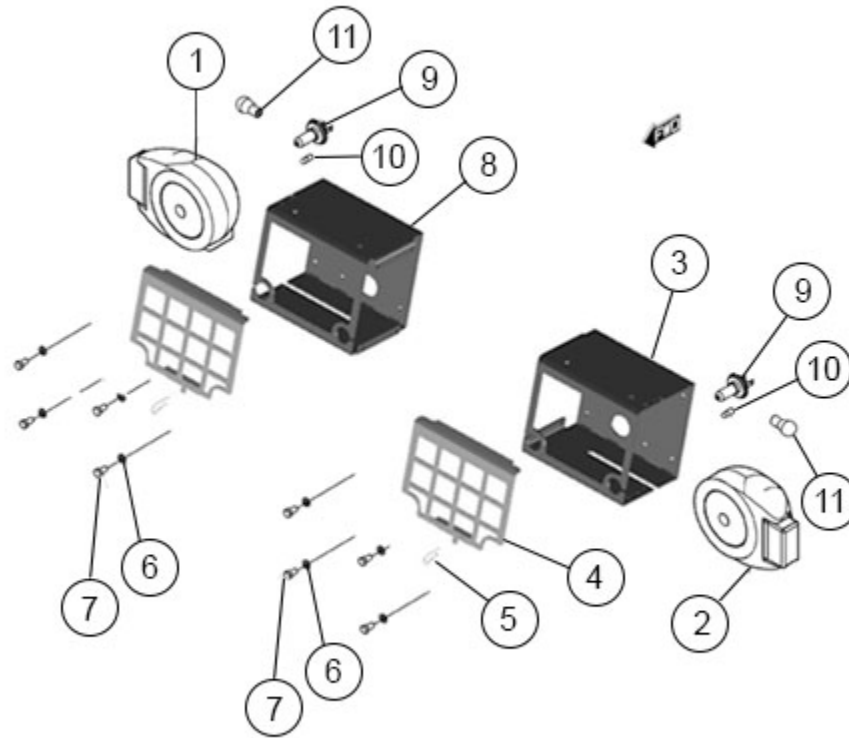


FIGURE	RÉFÉRENCE	NOM	QUANTITÉ
001	46.11061.00	RIGHT FRONT LIGHT	1
002	46.11062.00	LEFT FRONT LIGHT	1
003	64.11111.03		1
004	64.11138.00	LIGHT PROTECTOR	2
005	15.00836.01	PIN DIN11024	2
006	104.08000.00	WASHER DIN7980 D8	12
007	603.08015.86	SCREW DIN933 M8x15	8
008	64.11112.03		1
009	43.70337.00	BULB 12V 60/55W	2
010	43.70335.00	BULB 12V 14W	2
011	43.70336.00	BULB 12V 21W	2

## 11. ELECTRIC INSTALLATION TAILLIGHTS

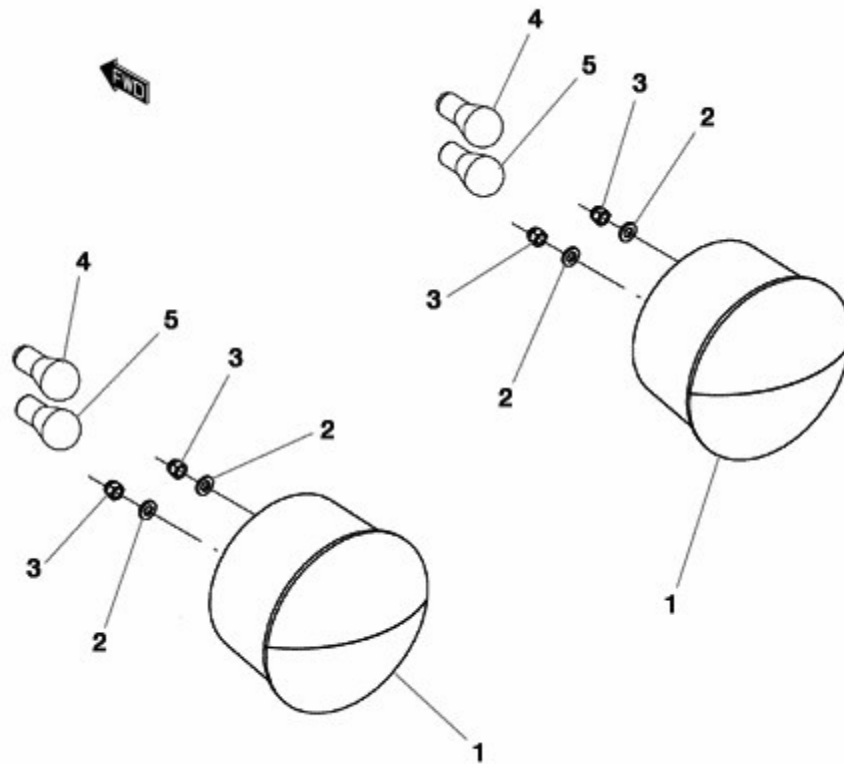


FIGURE	RÉFÉRENCE	NOM	QUANTITÉ
001	10.14211.00	POSITION-INTERMITTENCE-BRAKING WORKING LIGHTS	2
002	101.06000.66	WASHER DIN125 D6	4
003	711.06000.66	NUT DIN982 M6	4
004	31.01331.00	LAMP 12V 21W/5W	2
005	31.01329.00	LAMP 12V 21W	2

## 11. ELECTRIC INSTALLATION

### TAILLIGHTS

CHÂSSIS: 82602

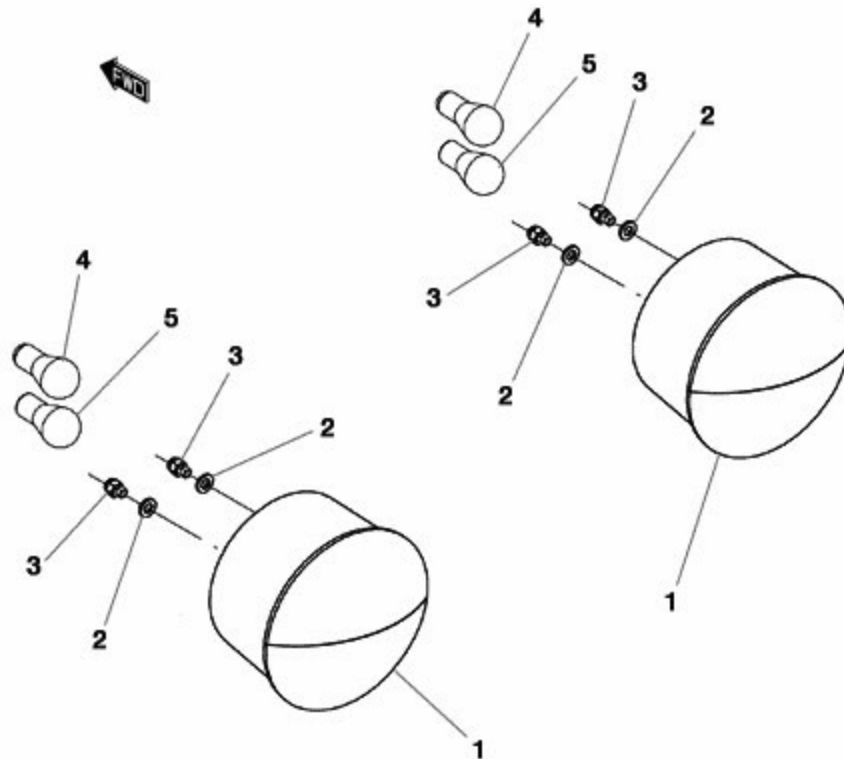


FIGURE	RÉFÉRENCE	NOM	QUANTITÉ
001	10.14211.00	POSITION-INTERMITTENCE-BRAKING WORKING LIGHTS	2
002	101.06000.66	WASHER DIN125 D6	4
003	66.11120.00	ECU BRR RC10-10/31	4
004	31.01331.00	LAMP 12V 21W/5W	2
005	31.01329.00	LAMP 12V 21W	2

## 11. ELECTRIC INSTALLATION

### FLASHING BEACON

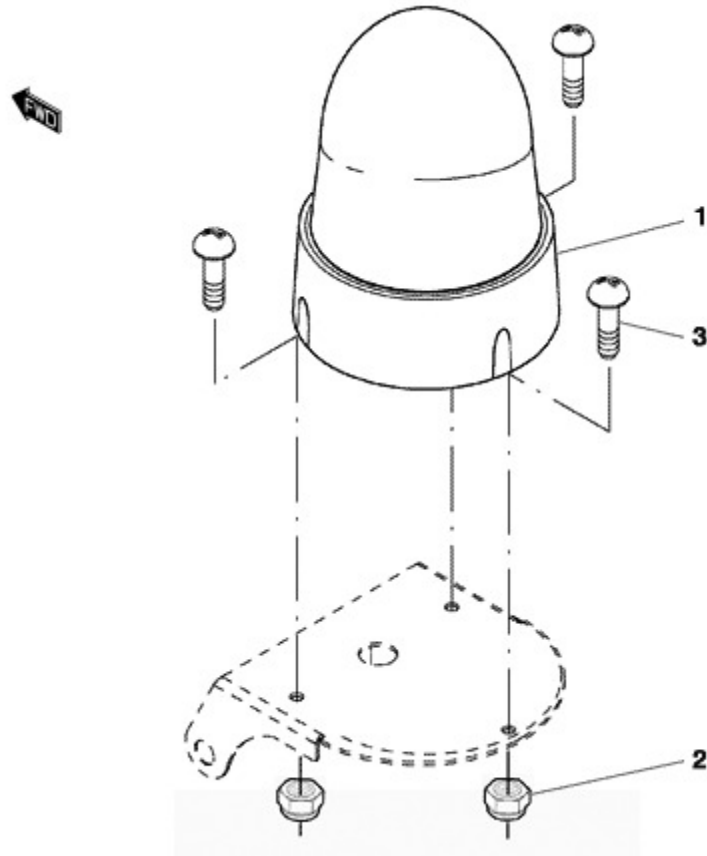


FIGURE	RÉFÉRENCE	NOM	QUANTITÉ
001	01.00921.00	BEACON	1
001	01.00921.00	BEACON	1
002	711.06000.66	NUT DIN982 M6	3
002	711.06000.66	NUT DIN982 M6	3
003	601.06020.86	SCREW DIN912	3
003	601.06020.86	SCREW DIN912	3

## 11. ELECTRIC INSTALLATION

### FLASHING BEACON

CHÂSSIS: 60965

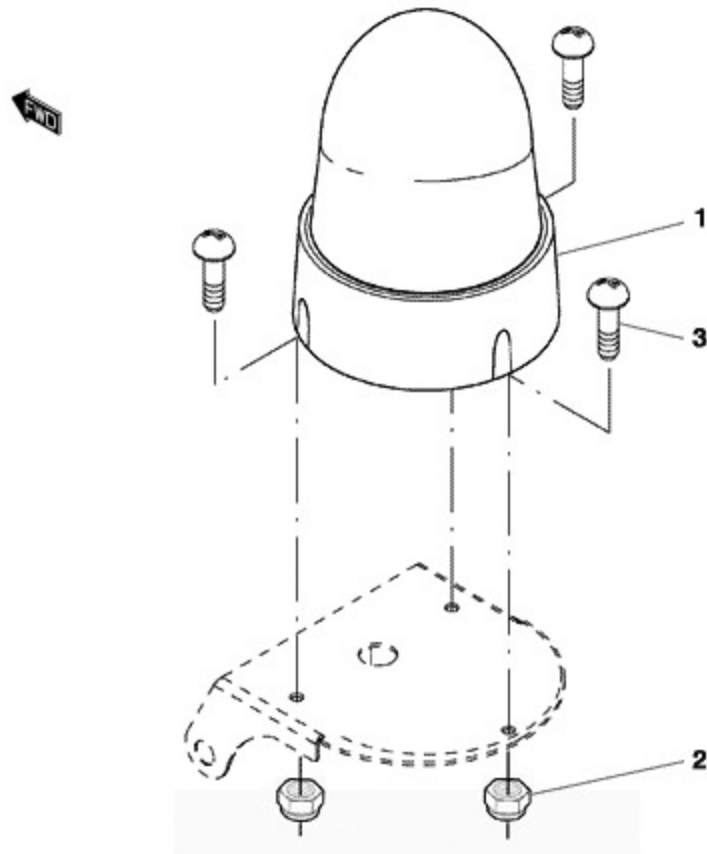


FIGURE	RÉFÉRENCE	NOM	QUANTITÉ
001	01.00921.02	ROTATING LIGHT BRITAX	1
002	711.06000.66	NUT DIN982 M6	3
003	601.06020.86	SCREW DIN912	3

## 11. ELECTRIC INSTALLATION

### NUMBER PLATE LAMP

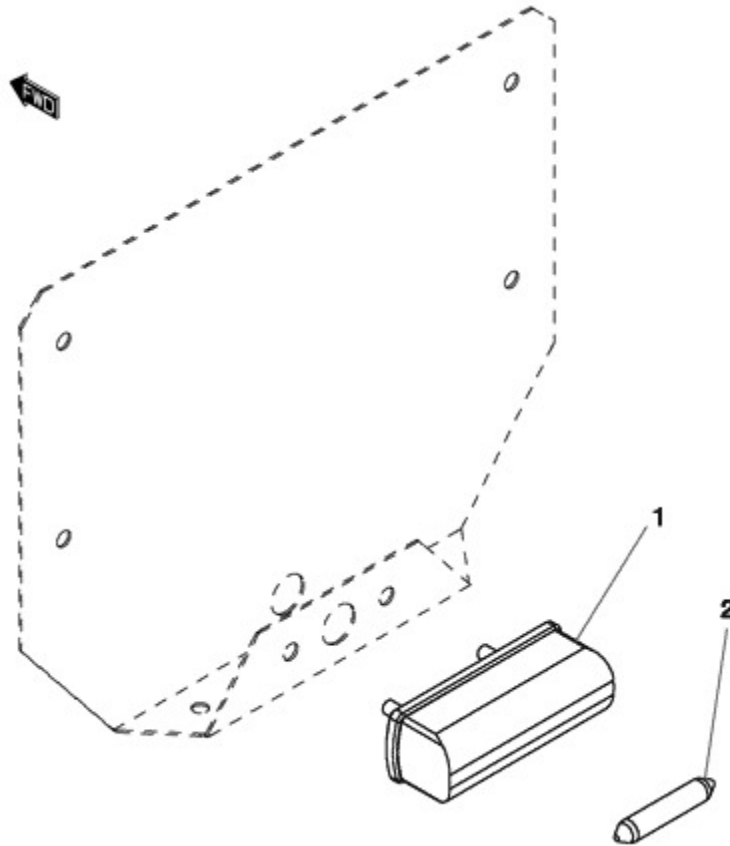


FIGURE	RÉFÉRENCE	NOM	QUANTITÉ
001	46.10755.00	NUMBER PLATE LIGHT	1
002	46.01324.00	LAMP 12V 5W	1

## 11. ELECTRIC INSTALLATION ACOUSTIC WARNING

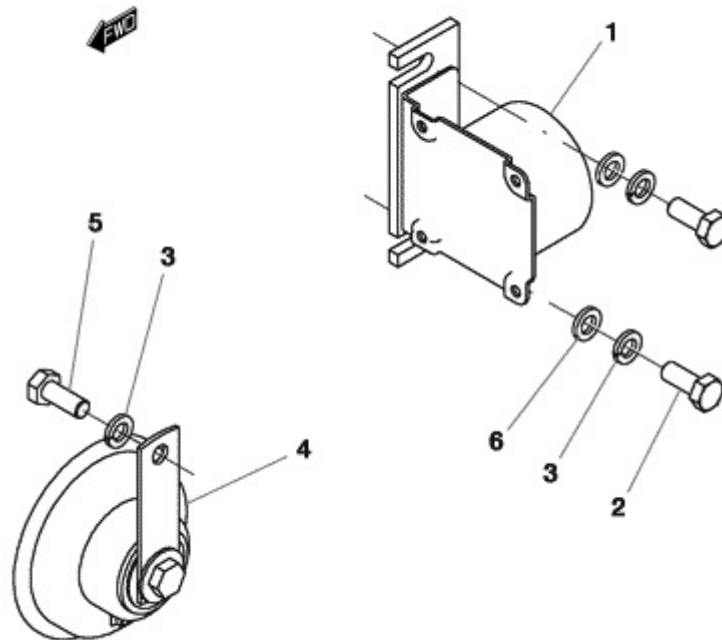


FIGURE	RÉFÉRENCE	NOM	QUANTITÉ
001	70.11326.00	REVERSE BREAK ACOUSTIC WARNING	1
002	603.08020.86	SCREW DIN933 M8x20	2
003	104.08000.00	WASHER DIN7980 D8	3
004	70.11309.00	HORN	1
005	603.08015.86	SCREW DIN933 M8x15	1
006	101.08000.66	WASHER DIN125 D8	2

## 11. ELECTRIC INSTALLATION

### ACOUSTIC WARNING

CHÂSSIS: 80230

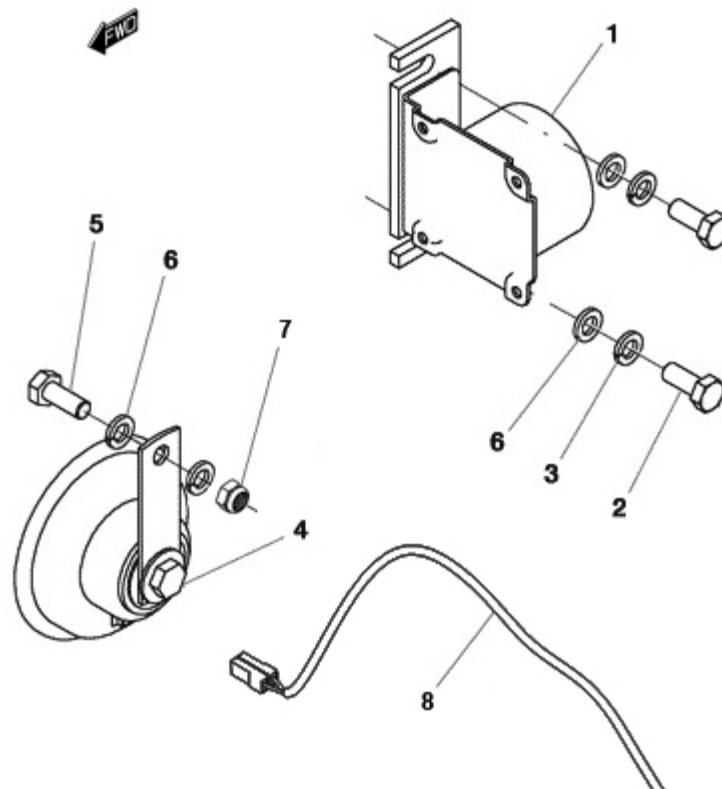


FIGURE	RÉFÉRENCE	NOM	QUANTITÉ
001	70.11326.00	REVERSE BREAK ACOUSTIC WARNING	1
002	603.08020.86	SCREW DIN933 M8x20	2
003	104.08000.00	WASHER DIN7980 D8	3
004	70.11309.00	HORN	1
005	603.08015.86	SCREW DIN933 M8x15	1
006	101.08000.66	WASHER DIN125 D8	4
007	711.08000.66	NUT DIN982 M8	1
008	35.11105.00	ROTARY LIGHT I/E HARNESS	1



## 11. ELECTRIC INSTALLATION

### BATTERY

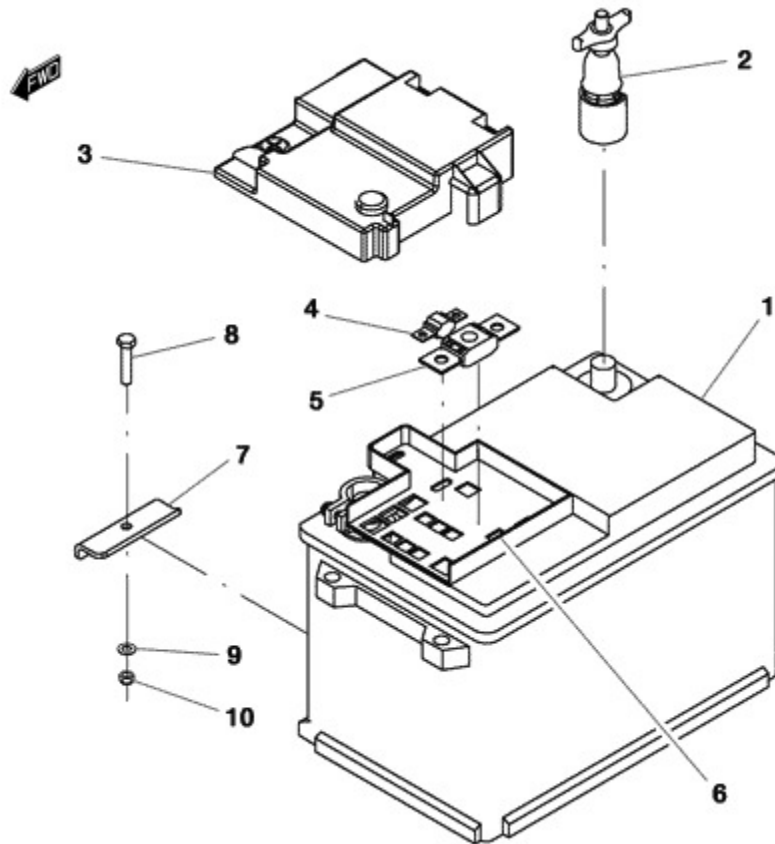


FIGURE	RÉFÉRENCE	NOM	QUANTITÉ
001	15.01411.00	BATTERY 12VX70AH	1
002	20.11007.00	DISCONNECTOR	1
003	20.11014.00	BATTERY FUSEBOX COVER	1
004	20.11011.00	FUSE 50A PROTECTION	1
005	20.11010.02	FUSE 300A MAIN PROTECTOR	1
006	20.11009.00	BATTERY FUSE BOX	1
007	20.11101.00	FIXATION SUPPORT 2X10X70	1
008	603.06030.86	SCREW DIN933 M6x30	1
009	101.06000.66	WASHER DIN125 D6	2
010	711.06000.66	NUT DIN982 M6	1

## 11. ELECTRIC INSTALLATION

### BATTERY

CHÂSSIS: 61035

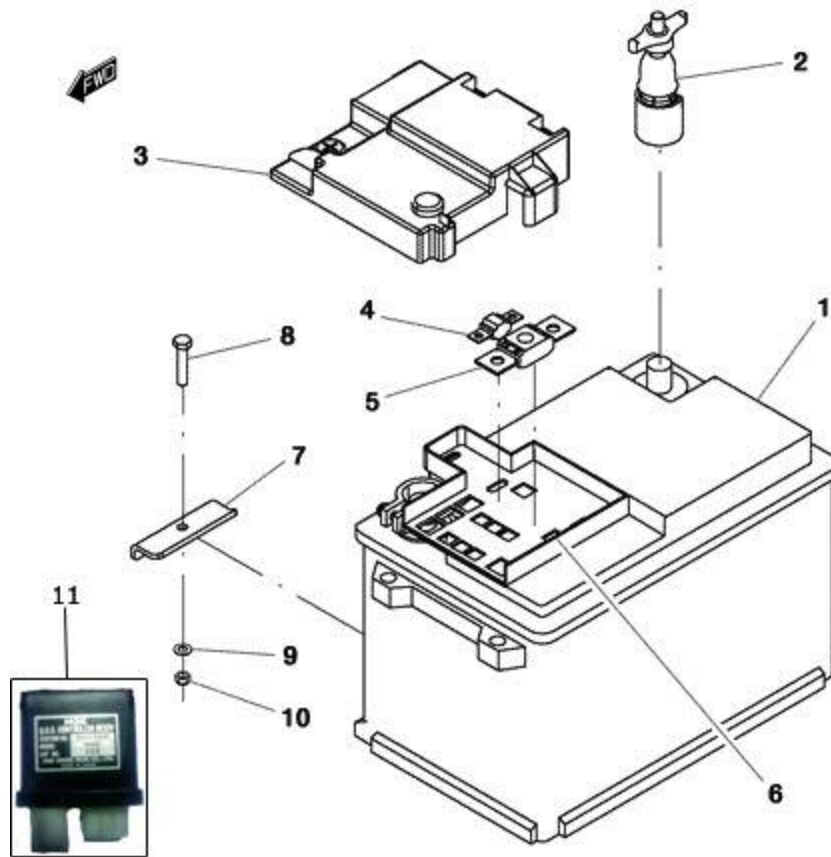


FIGURE	RÉFÉRENCE	NOM	QUANTITÉ
001	15.01411.00	BATTERY 12VX70AH	1
002	20.11007.00	DISCONNECTOR	1
003	20.11014.00	BATTERY FUSEBOX COVER	1
004	20.11011.00	FUSE 50A PROTECTION	1
005	20.11010.02	FUSE 300A MAIN PROTECTOR	1
006	20.11009.00	BATTERY FUSE BOX	1
007	20.11101.00	FIXATION SUPPORT 2X10X70	1
008	603.06030.86	SCREW DIN933 M6x30	1
009	101.06000.66	WASHER DIN125 D6	2
010	711.06000.66	NUT DIN982 M6	1
011	70.11334.00		1

## 11. ELECTRIC INSTALLATION

### BATTERY

CHÂSSIS: 68414

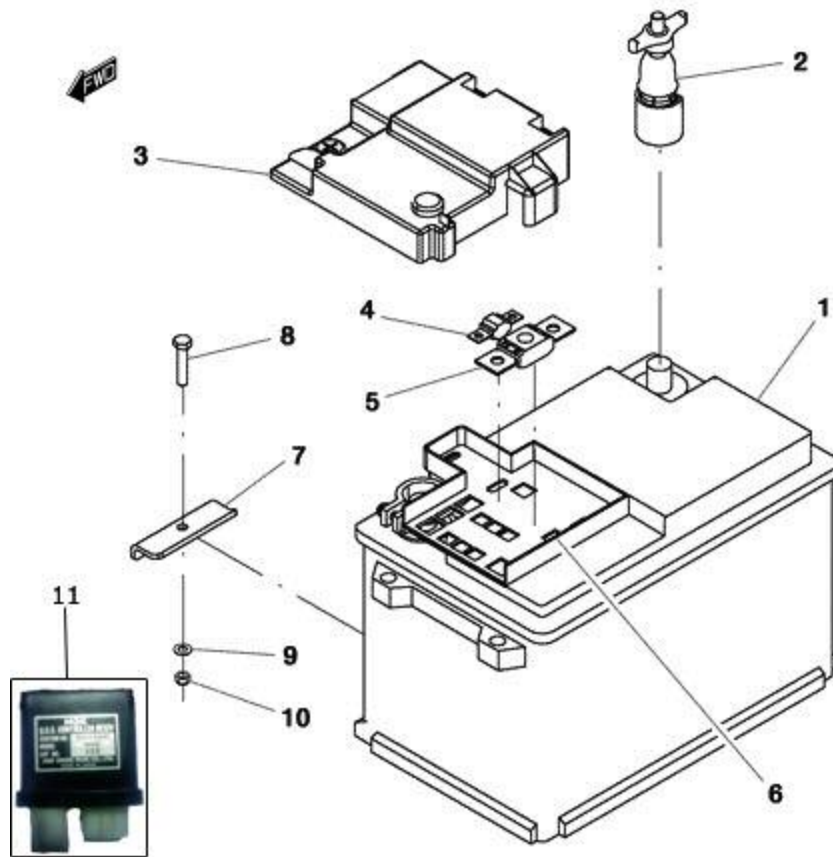


FIGURE	RÉFÉRENCE	NOM	QUANTITÉ
001	15.01411.00	BATTERY 12VX70AH	1
002	20.11007.01	NEGATIVE BATTERY CONNECTOR	1
003	20.11014.00	BATTERY FUSEBOX COVER	1
004	20.11011.00	FUSE 50A PROTECTION	1
005	20.11010.02	FUSE 300A MAIN PROTECTOR	1
006	20.11009.00	BATTERY FUSE BOX	1
007	20.11101.00	FIXATION SUPPORT 2X10X70	1
008	603.06030.86	SCREW DIN933 M6x30	1
009	101.06000.66	WASHER DIN125 D6	2
010	711.06000.66	NUT DIN982 M6	1
011	70.11334.00		1

## 11. ELECTRIC INSTALLATION

### ELECTRICAL CONNECTION (GENERAL SECTION)

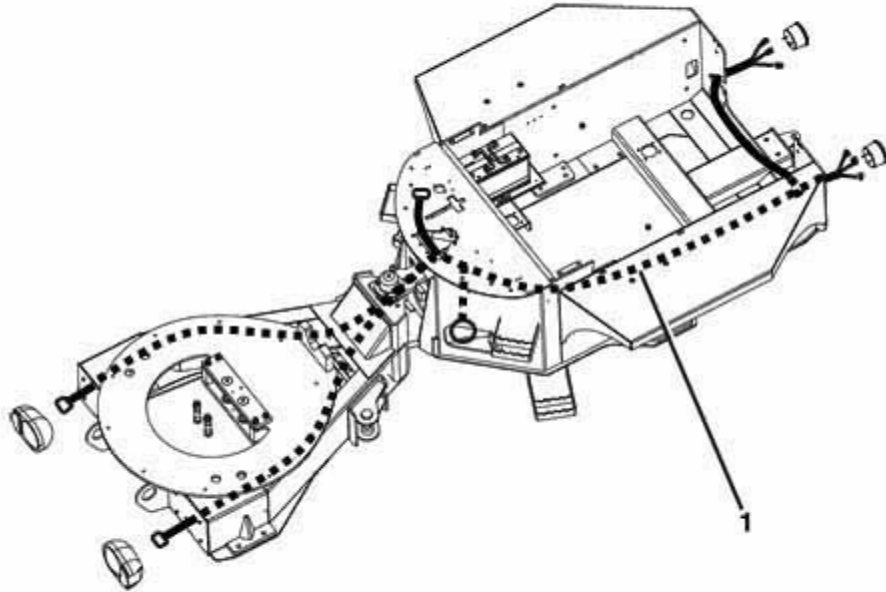


FIGURE	RÉFÉRENCE	NOM	QUANTITÉ
001	64.11002.01	WIRE HARNESS, MAIN	1

## 11. ELECTRIC INSTALLATION WIRE HARNESS, ENGINE

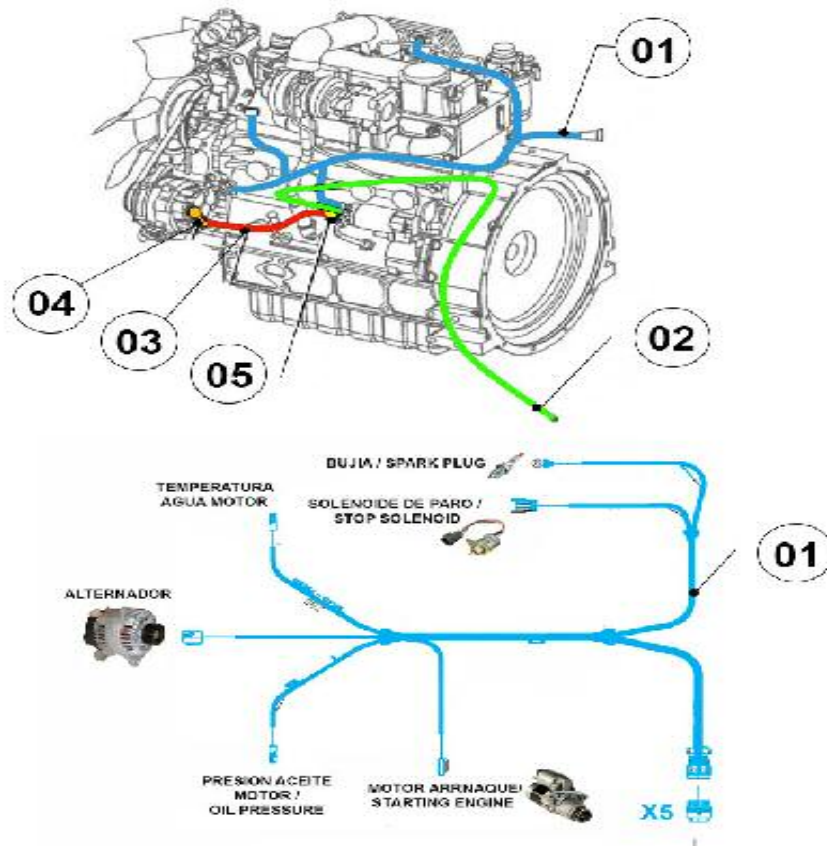


FIGURE	RÉFÉRENCE	NOM	QUANTITÉ
001	64.11003.00	WIRE HARNESS, ENGINE	1
002	64.11008.00	CABLE 35x1100, POSITIVE	1
003	64.11007.00	WIRE, DYNAMO	1
004	09.11001.00	PROTECTOR, DYNAMO CABLE	1
005	01.00855.00	ACC. FORK	1

## 11. ELECTRIC INSTALLATION

### WIRE HARNESS, REAR LIGHTS

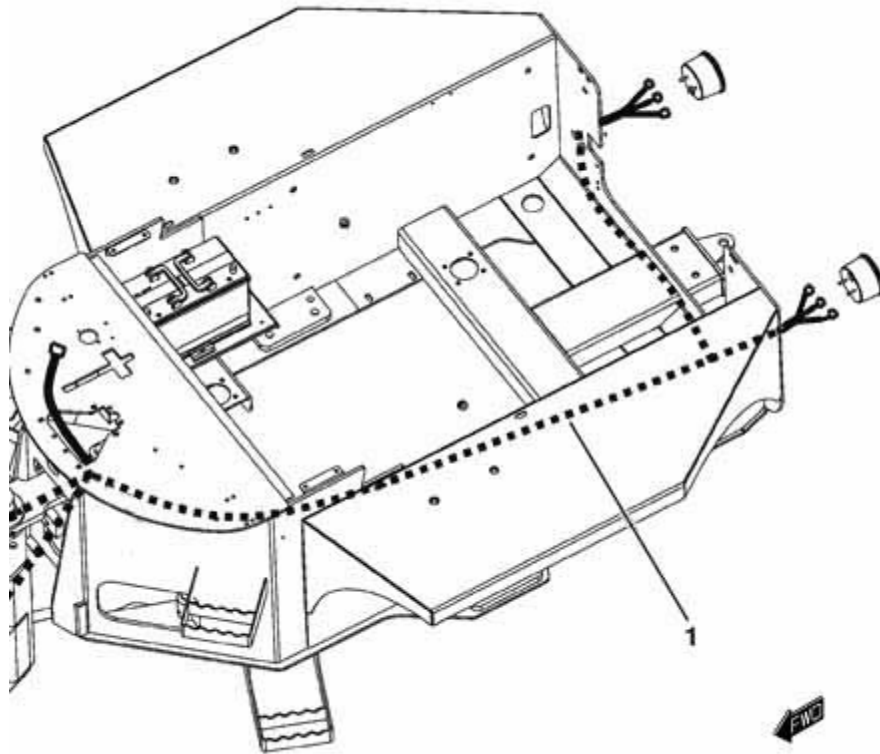


FIGURE	RÉFÉRENCE	NOM	QUANTITÉ
001	65.11052.00	WIRE HARNESS, REAR LIGHTS	1

## 11. ELECTRIC INSTALLATION

### WIRE HARNESS, FRONT LIGHTS

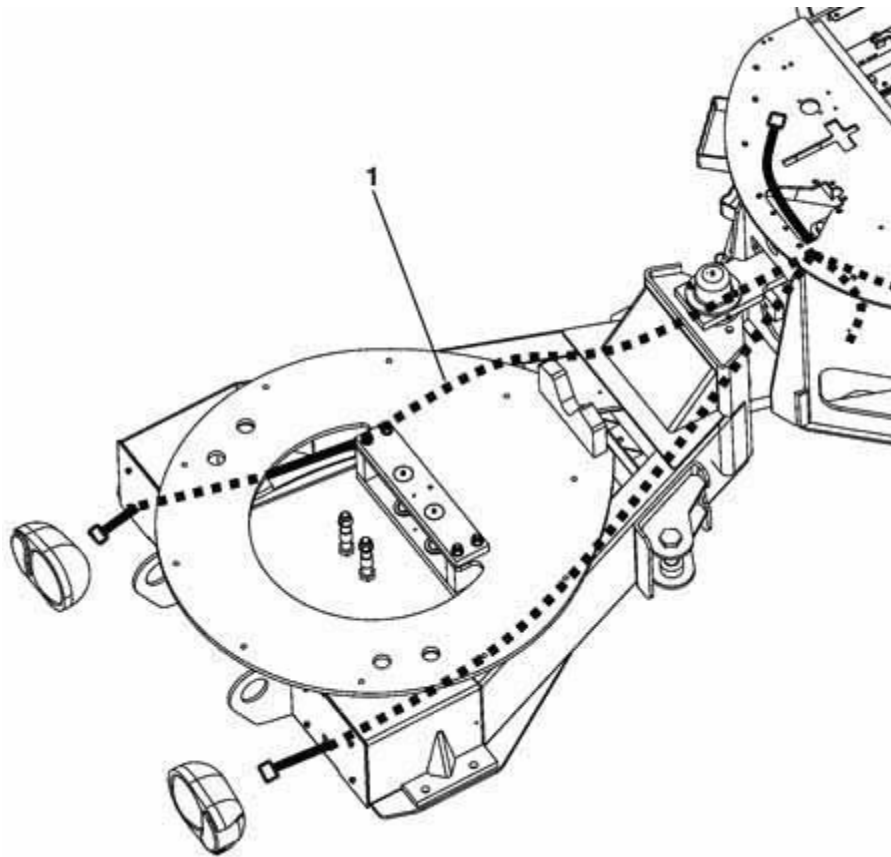


FIGURE	RÉFÉRENCE	NOM	QUANTITÉ
001	65.11051.00	WIRE HARNESS, FRONT LIGHTS	1

## 11. ELECTRIC INSTALLATION

### FLASHING BEACON

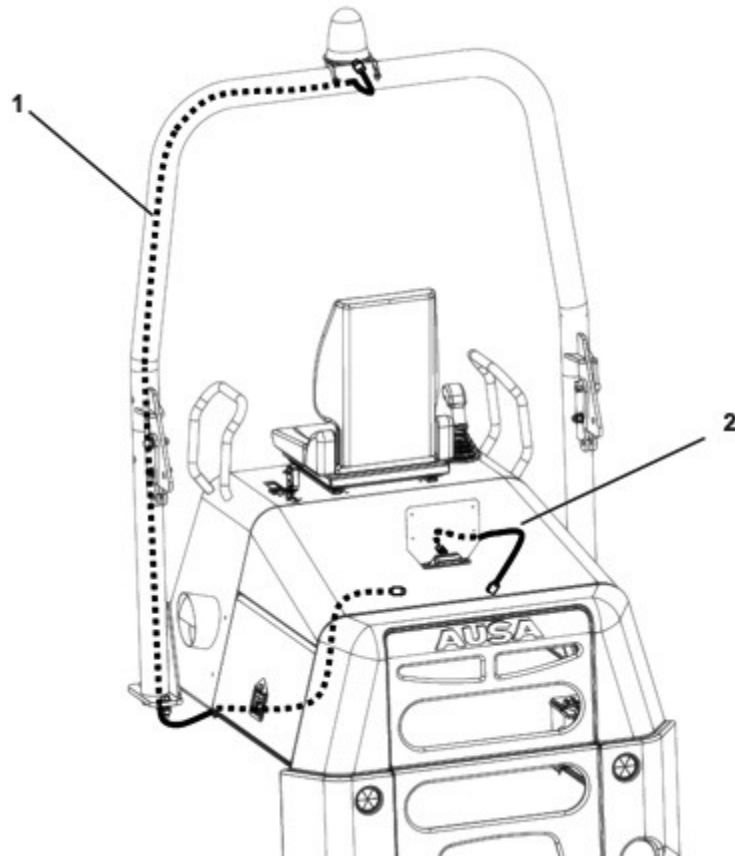


FIGURE	RÉFÉRENCE	NOM	QUANTITÉ
001	63.11108.00	WIRE HARNESS, ROTATING BEACON	1
002	01.00885.00	LENGTH ELEC. INSTAL.	1



## 12. FINISHES STANDARD STICKER (1)



FIGURE	RÉFÉRENCE	NOM	QUANTITÉ
001	65.12008.00	250AHG MODEL IND.	2
002	13.12136.02	ADHESIVE, AUSA 720x147	2
003	45.19101.00	PLATE AD. INDI	2
004	43.01356.00	PLATE AD. INDI	1
005	09.00769.00	PLATE AD. INDI	1
006	09.15720.00	PLATE AD. INDI	1



007	65.12004.00	ADHESIVE PLATE	1
008	01.00757.00	PLATE AD. INDI	1
009	60.22350.00	PLATE AD. INDI	2
010	01.12104.01	STICKER PRESSURE 4/57/400	2
011	01.12106.01	ADHESIVE PRESSURE 5/74/500	2
012	09.12011.00	ADHESIVE	1

## 12. FINISHES

### STANDARD STICKER (1)

CHÂSSIS: 82487




FIGURE	RÉFÉRENCE	NOM	QUANTITÉ
001	65.12008.00	250AHG MODEL IND.	2
002	13.12136.02	ADHESIVE, AUSA 720x147	2
003	45.19101.00	PLATE AD. INDI	2
004	43.01356.00	PLATE AD. INDI	1
005	09.00769.00	PLATE AD. INDI	1
006	09.15720.00	PLATE AD. INDI	1
007	65.12004.00	ADHESIVE PLATE	1
008	01.00757.00	PLATE AD. INDI	1
009	60.22350.00	PLATE AD. INDI	2
010	01.12104.01	STICKER PRESSURE 4/57/400	2
011	01.12106.01	ADHESIVE PRESSURE 5/74/500	2
012	09.12011.00	ADHESIVE	1
013	65.12100.00	GREASING POINTS STICKER	1

## 12. FINISHES STANDARD STICKER (2)

	1		6		7	
	2					8
	3					9
	4					10
	5					

FIGURE	RÉFÉRENCE	NOM	QUANTITÉ
001	14.00775.01	PLATE AD. INDI	2
002	02.00773.01	PLATE AD. INDI	1
003	02.00774.00	PLATE AD. INDI	1
004	43.01170.02	PLATE AD. INDI	1
005	43.01352.20	PLATE AD. INDI	1
006	02.00764.00	PLATE AD. INDI	1



007	02.00766.01	ADH. PLATE IND. 40x80, SPANISH	1
008	39.08242.01	ADHESIVE PLATE	1
009	55.00780.00	PLATE AD. INDI	1
010	01.00779.22	PLATE - CONTACT WITH AUSA	1

## 12. FINISHES STICKER FRANCE



FIGURE	RÉFÉRENCE	NOM	QUANTITÉ
001	14.00775.02	PLATE AD. INDI	2
002	02.00775.02	ADHESIVE 180X80 FRENCH	1
003	02.00778.00	PLATE AD. INDI	1
004	43.01170.02	PLATE AD. INDI	1
005	43.01352.20	PLATE AD. INDI	1
006	02.00764.02	PLATE AD. INDI	1
007	02.00766.02	ADHESIVE 40X80 FRENCH	2
008	39.08242.01	ADHESIVE PLATE	1
009	55.00780.00	PLATE AD. INDI	1
010	01.00779.41	PLATE - CONTACT WITH AUSA	1



## 12. FINISHES STICKER ENGLAND

	1		6		7
	2			8	
	3			9	
	4			10	
	5				

FIGURE	RÉFÉRENCE	NOM	QUANTITÉ
001	14.00775.03	PLATE AD. INDI	2
002	02.00773.03	PLATE AD. INDI. 80x180 ENG	1
003	02.00777.00	PLATE AD. INDI	1
004	43.01170.02	PLATE AD. INDI	1
005	43.01352.20	PLATE AD. INDI	1
006	02.00765.00	INDICATIVE STICKER 40x80 HOT PARTS	2



007	02.00766.00	INDICATIVE STICKER 40x80 USA DO NOT TOUCH	2
008	39.08242.01	ADHESIVE PLATE	1
009	55.00780.01	STICKER 60x100 BRAKE	1
010	01.00779.41	PLATE - CONTACT WITH AUSA	1



## 12. FINISHES GERMAN STICKERS

	1		6		7
	2			8	
	3			9	
	4			10	
	5				

FIGURE	RÉFÉRENCE	NOM	QUANTITÉ
001	14.00775.00	PLATE AD. INDI	1
002	02.00773.00	PLATE AD. INDI ALEMAN	1
003	02.00779.02	PLATE AD. INDI	1
004	43.01170.02	PLATE AD. INDI	1
005	43.01352.20	PLATE AD. INDI	1
006	02.00764.02	PLATE AD. INDI	2

007	02.00766.03	ADHESIVE 40X80 GERMAN	2
008	39.08242.01	ADHESIVE PLATE	1
009	55.00780.01	STICKER 60x100 BRAKE	1
010	01.00779.41	PLATE - CONTACT WITH AUSA	1

## 12. FINISHES

### PLATES AND DECALS (DENMARK) (1)



FIGURE	RÉFÉRENCE	NOM	QUANTITÉ
001	14.00775.07	ADH. PLATE 160x220 DENMARK	1
002	02.00774.04	ADHESIVE PLATE 50x120 DENMARK	1
003	55.00780.05	ADHESIVE PLATE 60x100 DENMARK	1
004	02.00764.04	ADHESIVE PLATE 40X80	1

## 12. FINISHES

### PLATES AND DECALS (DENMARK) (2)

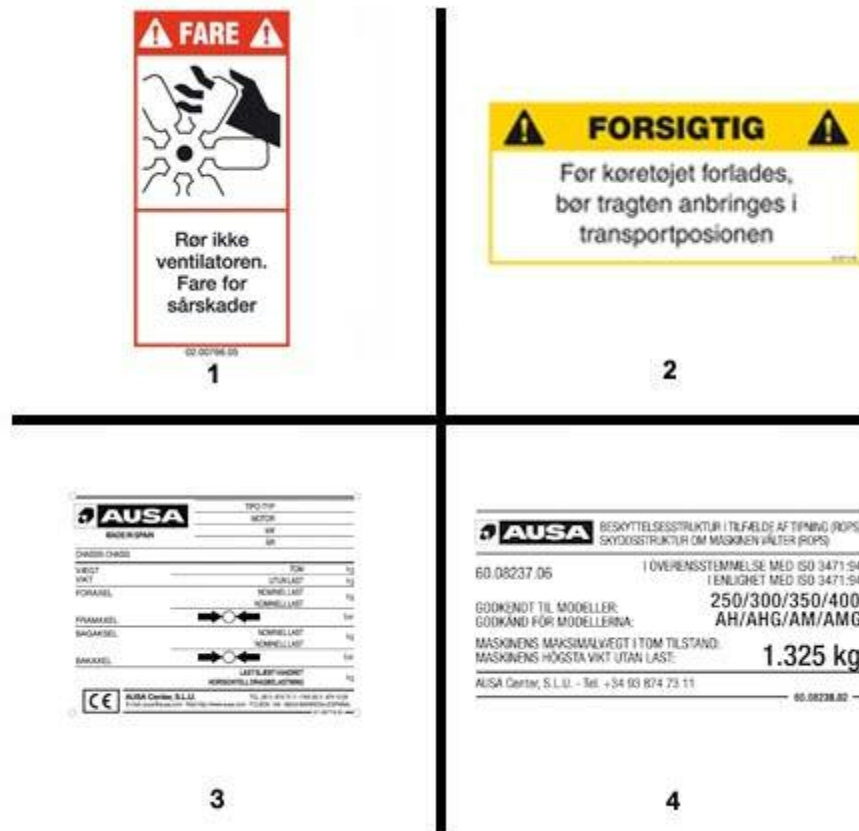


FIGURE	RÉFÉRENCE	NOM	QUANTITÉ
001	02.00766.05	ADHESIVE PLATE DENMARK	1
002	02.00773.08	ADHESIVE PLATE 80X180 DENMARK	1
003	01.00779.34	PLATE CHARACTERISTICS 100X130 DENMARK/SWEDEN	1
004	60.08238.02	PLATE AD. INDI	1

## 12. FINISHES

### TOOLS BAG

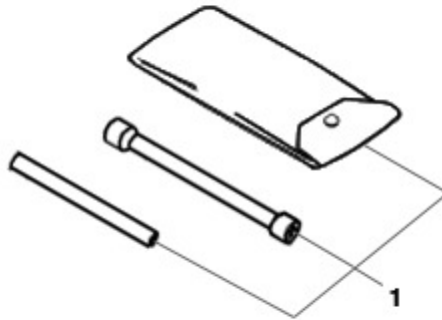


FIGURE	RÉFÉRENCE	NOM	QUANTITÉ
001	01.00036.02	TOOLS-BAG	1

## 12. FINISHES

### STICKER KILOTOU FRANCE

1



2



3



4



5



6



7



FIGURE	RÉFÉRENCE	NOM	QUANTITÉ
001	65.12102.00	STICKER ARCH FOLDED POSITION	1
002	70.12120.00	STICKER LIFT POINT	4
003	65.12104.00	STICKER ENGINE SHUTDOWN	2
004	65.12103.00	STICKER DISCONNECT	1
005	65.12105.00	STICKER 2500KG MAX	1
006	46.11720.00	STICKER 25KM/H	1
007	09.15720.00	PLATE AD. INDI	1

## OPTION AND VARIANTS

### GERMANY HANDBRAKE

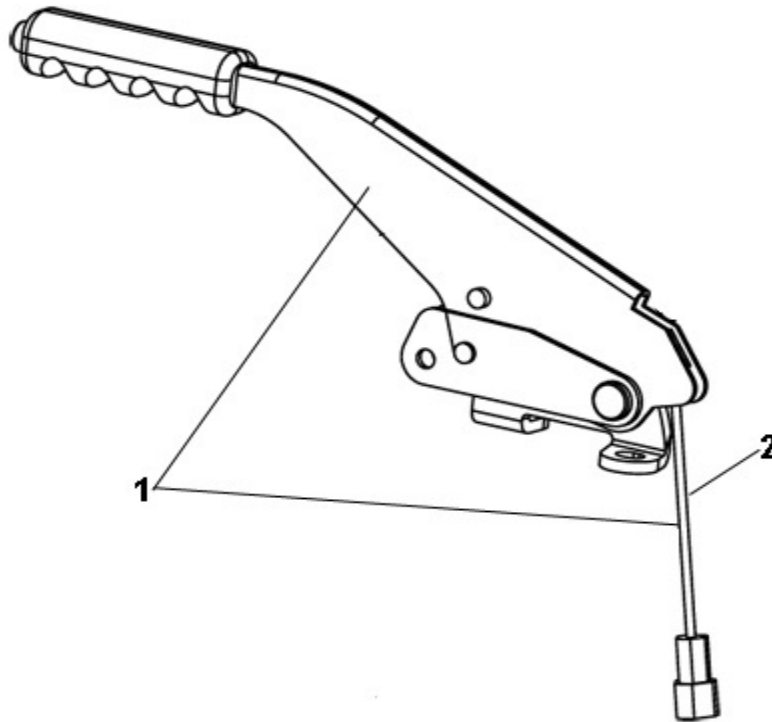


FIGURE	RÉFÉRENCE	NOM	QUANTITÉ
001	65.05221.00	ACC LEVER. BRAKE	1
002	65.05223.00	HAND BRAKE SENSOR	1

## 13. ACCESSORIES

### SENSORS PROXIMITY

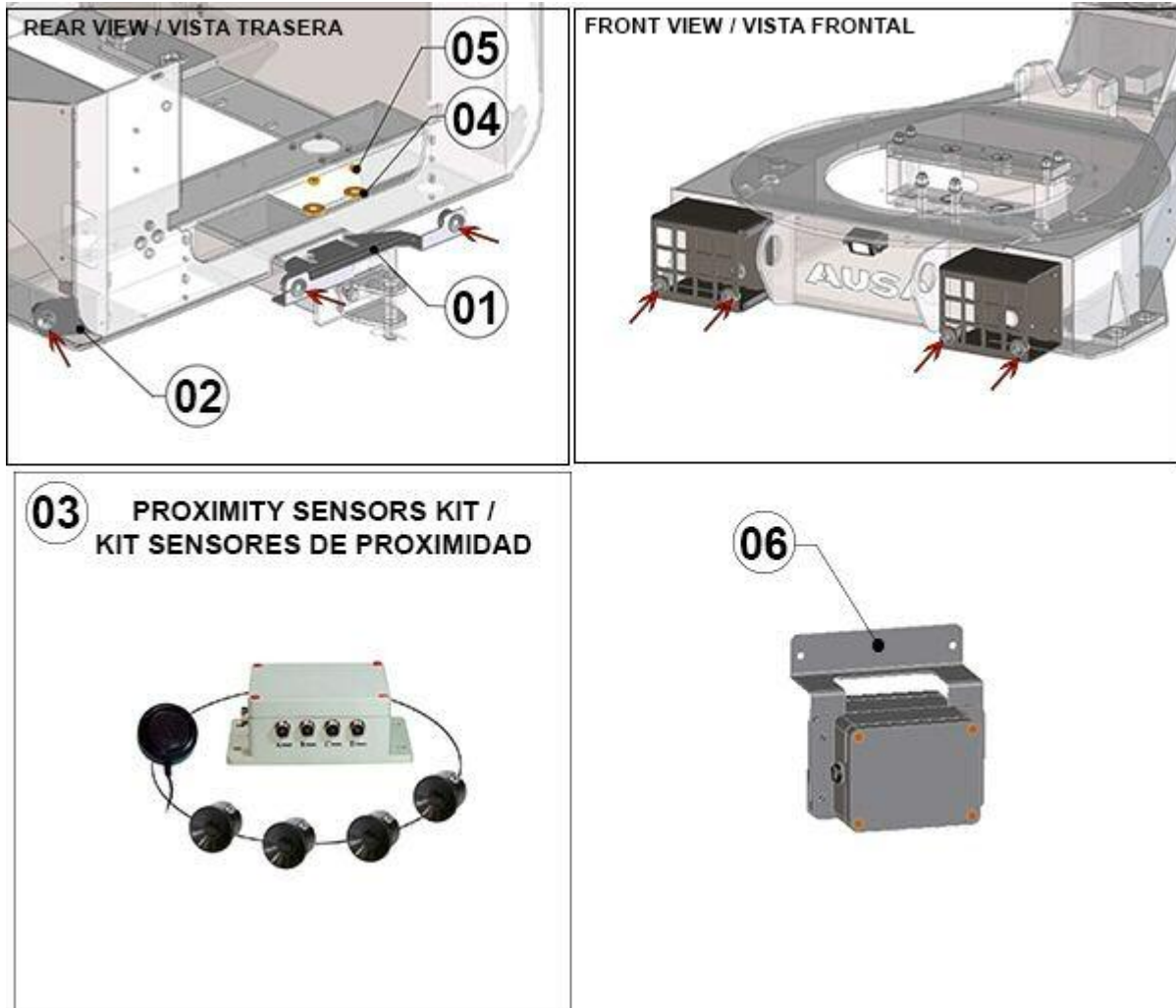


FIGURE	RÉFÉRENCE	NOM	QUANTITÉ
001	64.13102.00	SENSOR SUPPORT	1
002	64.13101.00	SENSOR SUPPORT	2
003	64.13001.00	PROXIMITY SENSORS KIT	1
004	112.14000.67	WASHER 15X45X3 DIN 9021	2
005	702.14000.66	NUT DIN936 M14x2	2
006	64.13103.00	SUPPORT	1



## 13. ACCESSORIES

### SENSORS PROXIMITY

CHÂSSIS: 83395

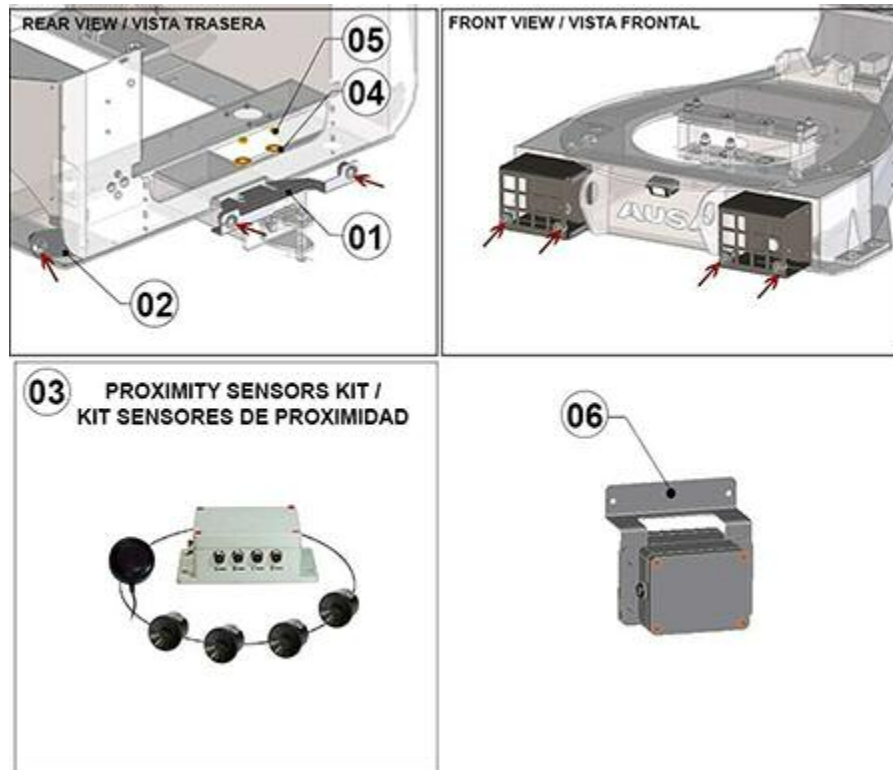


FIGURE	RÉFÉRENCE	NOM	QUANTITÉ
001	64.13102.00	SENSOR SUPPORT	1
002	64.13101.00	SENSOR SUPPORT	2
003	64.13001.01	PROXIMITY SENSORS KIT	1
003.1	64.11303.00	DEFUSE SPEAKER WIRING HARNESS	1
004	112.14000.67	WASHER 15X45X3 DIN 9021	2
005	702.14000.66	NUT DIN936 M14x2	2
006	64.13103.00	SUPPORT	1

## 13. ACCESSORIES

### SENSORS PROXIMITY

CHÂSSIS: 86462

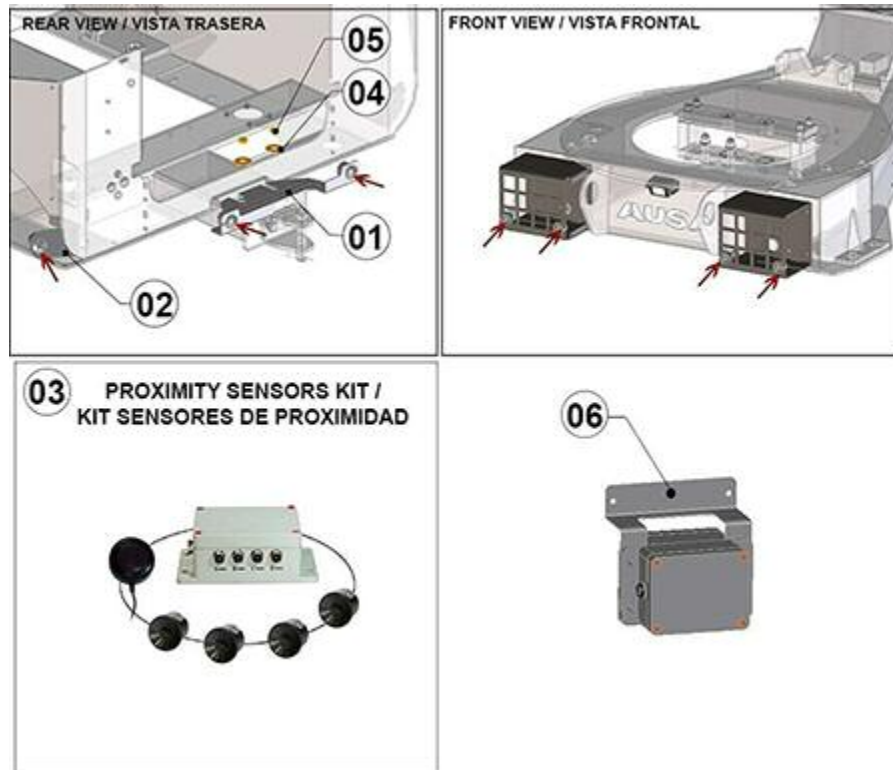


FIGURE	RÉFÉRENCE	NOM	QUANTITÉ
001	64.13102.00	SENSOR SUPPORT	1
002	64.13101.00	SENSOR SUPPORT	2
003	64.13001.02	PROXIMITY SENSORS KIT	1
003.1	64.11303.01	DEFUSE SPEAKER FVS WIRING HARNESS	1
004	112.14000.67	WASHER 15X45X3 DIN 9021	2
005	702.14000.66	NUT DIN936 M14x2	2
006	64.13103.00	SUPPORT	1

## 13. ACCESSORIES

### FVS

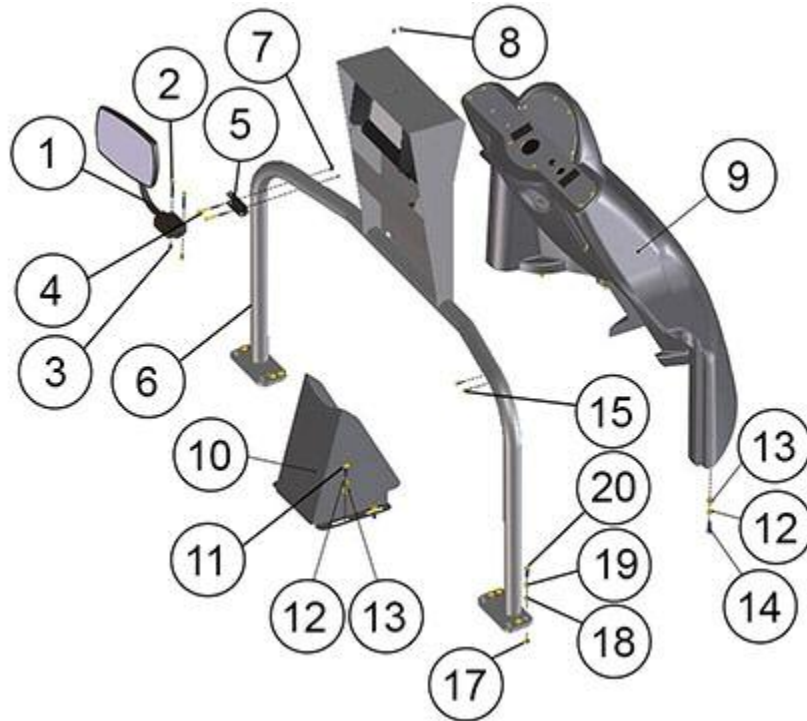


FIGURE	RÉFÉRENCE	NOM	QUANTITÉ
006	64.04448.01	FIXING SUPPORT DISPLAY UNIFICAD	1
008	48.08229.00	CAP PLASTIC	2

## 14. OPTION

### DRIVER SEAT

CHÂSSIS: 82278



FIGURE	RÉFÉRENCE	NOM	QUANTITÉ
001	01.00706.08	DRIVER SEAT	1
002	45.60002.01	BELT	1

## INDEX

---

### 00. MAINTENANCE

Filters kit 2

### 02. ENGINE

Kubota Engine 3

Kubota Engine - 61035 4

Kubota Engine - 70561 5

EXHAUST PIPE 6

EXHAUST PIPE - 62950 7

Air filter comp. 8

Accelerator pedal 9

Fuel tank 10

Delivery 11

Radiator (Part 1) 12

Radiator (Part 1) - 83300 14

Radiator (Part 2) 15

Radiator (Part 3) 16

engine supports 17

### 03. TRANSMISSION

Hydrostatic transmission 18

Hydrostatic transmission - 63006 19

Engine cover 1 20

Hydrostatic engine 21

Hydrostatic engine - 84780 22

Control member 23

UNIVERSAL JOINT 24

UNIVERSAL JOINT - 67596 25

UNIVERSAL JOINT - 72301 26

UNIVERSAL JOINT - 75828 27

FRONT AXLE (1) 28

FRONT AXLE (2) 29

FRONT AXLE (3) 30

FRONT AXLE (4) 31

FRONT AXLE (5) 33

FRONT AXLE (6) 34

FRONT AXLE (7)	35
FRONT AXLE (8)	37
REAR AXLE (1)	38
REAR AXLE (1) - 60572	39
REAR AXLE (1) - 67596	40
REAR AXLE (2)	41
REAR AXLE (2) - 60572	42
REAR AXLE (2) - 67596	43
REAR AXLE (3)	44
REAR AXLE (3) - 60572	45
REAR AXLE (3) - 67596	46
REAR AXLE (5)	47
REAR AXLE (4) - 60572	48
REAR AXLE (4) - 67596	49
REAR AXLE (5)	50
REAR AXLE (5) - 60572	51
REAR AXLE (5) - 67596	52

#### **04. CHASSIS**

Chassis (Part 1)	53
Chassis (Part 1) - 77871	54
Chassis (Part 2)	55
Chassis axle	56
Chassis axle - 60284	58
Chassis axle - 60554	60
Chassis axle - 66624	62
Chassis axle - 71411	64

#### **05. BRAKE ACTIVATION**

FOOT BRAKE	66
TUBES	68
Handbrake (Part 1)	69
Handbrake (Part 1) - 63607	70
Handbrake (Part 1) - 76306	71
Handbrake (Part 1) - 83105	72
Handbrake (Part 2)	73
Handbrake (Part 2) - 63607	74

#### **06. STEERING**

Steering (Part 1)	75
Steering (Part 1) - 79164	76
Steering (Part 1) - 83105	77
Steering (Part 2)	78
Steering (Part 2) - 76141	79
Hydraulic cylinders	80

**07. WHEELS**

WHEELS	81
WHEELS - 68603	82

**08. BODYWORK**

SHEETS (1)	83
SHEETS (1) - 61892	84
SHEETS (1) - 63607	85
SHEETS (1) - 70605	86
SHEETS (1) - 72700	87
SHEETS (1) - 83105	88
SHEETS (2)	89
Cab	91
Cab - 70170	92
ROPS arch	93
ROPS arch - 72700	94
Joystick lever	95
Joystick lever - 85686	96
Counterweight	97
SEAT	98

**09. MACHINE FUNCTIONS IMPLEMENTS**

HOPPER	99
System turn	100
System turn - 67211	102
System turn - 69465	104
System turn - 70288	106
System turn - 73459	108
System turn - 75293	109
System turn - 80612	110
Elevation cylinder	111

**10. HYDRAULIC INSTALLATION**

Distributor	112
Distributor - 61892	113
Hydraulic tank	114
Engine cover 1	116

**11. ELECTRIC INSTALLATION**

Lighting Panel	117
Lighting Panel - 71590	118
Lighting Panel - 73031	119
Lighting Panel - 77860	120

**10. HYDRAULIC INSTALLATION**

Oil tank	121
Service diagram - 84780	122
Transmission diagram	124

**11. ELECTRIC INSTALLATION**

Lights	126
Lights - 78903	127
Lights - 82847	128
Taillights	129
Taillights - 82602	130
FLASHING BEACON	131
FLASHING BEACON - 60965	132
Number plate lamp	133
Acoustic warning	134
Acoustic warning - 80230	135
BATTERY	136
BATTERY - 61035	137
BATTERY - 68414	138
ELECTRICAL CONNECTION (GENERAL SECTION)	139
Wire harness, engine	140
Wire harness, rear lights	141
Wire harness, front lights	142
FLASHING BEACON	143

**12. FINISHES**



STANDARD STICKER (1)	144
STANDARD STICKER (1) - 82487	145
STANDARD STICKER (2)	146
STICKER FRANCE	147
STICKER ENGLAND	148
GERMAN STICKERS	149
Plates and decals (DENMARK) (1)	150
Plates and decals (DENMARK) (2)	151
Tools bag	152
STICKER KILOTOU FRANCE	153
<b>Option and variants</b>	
GERMANY HANDBRAKE	154
<b>13. ACCESSORIES</b>	
SENSORS PROXIMITY	155
SENSORS PROXIMITY - 83395	156
SENSORS PROXIMITY - 86462	157
FVS	158
<b>14. OPTION</b>	
DRIVER SEAT - 82278	159